

# Ansvar Insurance Limited

ABN 21 007 216 506

Annual Report for the financial year ended 31 December 2022



---

# Ansvar Insurance Limited

---

## Contents

Corporate Information .....	1
Directors' Report.....	2
Auditor's Independence Declaration .....	6
Independent Auditor's Report .....	7
Directors' Declaration .....	10
Consolidated Comprehensive Operating Statement.....	11
Consolidated Balance Sheet .....	12
Consolidated Statement of Changes in Equity .....	13
Consolidated Cash Flow Statement.....	14
Notes to the Consolidated Financial Statements .....	15

---

# Ansvar Insurance Limited

---

## Corporate Information

ABN 21 007 216 506

### **Directors**

Patricia Kelly, Chairperson  
Warren Hutcheon, Chief Executive Officer  
Mark Bennett (appointed on 1 March 2022)  
Michael Grantham  
David Lambert  
Helen Thornton  
S. Jacinta Whyte

### **Company Secretaries**

Daniel Churilov  
Maggy Samaan (appointed on 19 April 2022)  
Craig Spagnol (27 September 2021 to 25 March 2022)

### **Registered Office and Principal Place of Business**

Level 5  
1 Southbank Boulevard  
Southbank  
Melbourne  
Victoria  
3006  
Phone: +61 3 8630 3100

### **External Auditor**

PricewaterhouseCoopers  
2 Riverside Quay  
Southbank  
Melbourne  
Victoria  
3006

### **Internal Auditor**

Ernst & Young  
8 Exhibition Street  
Melbourne  
Victoria  
3000

### **Appointed Actuary**

Finity Consulting Pty Ltd  
Level 3, 30 Collins Street  
Melbourne  
Victoria  
3000

---

# Ansvar Insurance Limited

---

## Directors' Report

The Directors of Ansvar Insurance Limited (Ansvar) (the Company) submit their report for the year ended 31 December 2022.

The names and details of Ansvar's Directors during the financial year and until the date of this report are as follows. Directors were in office for the entire period unless otherwise stated.

<b>Patricia Kelly</b> Chairperson and independent non-executive Director	<p>Patricia joined the Board in May 2014 and was appointed Chairperson in June 2018. She has had over 35 years' experience within the financial services sector. Her previous roles include Executive General Manager Strategy and Business Development Personal Insurance at Suncorp, General Manager AAMI New South Wales and Director and Executive General Manager Life and Superannuation at Norwich Union Life Australia. Patricia is a past President and Honorary Life Member of the Insurance Institute of Victoria. She is a former Director of the Australian and New Zealand Institute of Insurance and Finance (ANZIIF).</p> <p>In November 2021, after 12½ years of service, Patricia retired as an independent non-executive Director of the Royal Automobile Club of Victoria (RACV). She was also a non-executive Director of the Legal Practitioners' Liability Committee, with 12 years' experience on its Board. Patricia also served as a non-executive Director and Chairperson of Royal Automobile Club of Tasmania (RACT) Insurance Pty Limited. Patricia is the Chairperson of the Nominations and Remuneration Committee and a member of the Audit Committee, Risk and Compliance Committee, Strategic Review Committee and Technology Committee.</p>
<b>Warren Hutcheon</b> MBA, GAICD, Fellow ANZIIF (CIP) Chief Executive Officer and Executive Director	<p>Warren was appointed Chief Executive Officer and Director of Ansvar in May 2014. Prior to joining Ansvar he was the Chief Executive Officer of the Victorian Managed Insurance Authority, the risk and insurance advisor to the Victorian Government. Warren has over 30 years' experience in risk and insurance. He has held senior management positions in underwriting, claims, operational management, strategy and organisational change. Warren is an active supporter of the Australian insurance industry and served as Chairperson of the ANZIIF General Insurance Faculty Advisory Board. Warren is also an active community member, holding the position of Board member of Bayside Church Incorporated, Bayside Community Care and associated entities. Warren is a Director of ACS (NZ) Limited and a member of the Strategic Review Committee and Technology Committee.</p>
<b>Mark Bennett</b> Non-executive Director	<p>Mark was appointed to the Board in March 2022. He is the Group Chief Actuary of Benefact Group Plc and Ecclesiastical Insurance Office Plc and is a member of the Benefact Group Management Board. He joined the Benefact Group in 2007 having previously worked for an actuarial consultancy firm in London. Having qualified as an Actuary in 2009 and worked in many actuarial teams, Mark was appointed Group Chief Actuary in 2018 and now has responsibility for the Benefact Group Actuarial, Reinsurance, Data and Risk and Compliance functions. Mark also chairs and is a member of a number of key Boards and Committees across the Benefact Group. Mark is a member of the Strategic Review Committee.</p>
<b>Michael Grantham</b> MBA, FAICD Independent non-executive Director	<p>Michael was appointed to the Board in March 2016. Michael has over 40 years' experience as an information and communications technology professional. Michael is a former Director Google Cloud Public Sector, General Manager of NBN Co Limited and Director of CGU Australia Limited, CGU Insurance Limited and Insurance Network Services. He has also held the position of Chief Information Officer at CGU Insurance Limited, Australian Customs and Border Protection and Tenix. Michael is the Chairperson of the Technology Committee and a member of the Audit Committee, Nominations and Remuneration Committee and Risk and Compliance Committee.</p>
<b>David Lambert</b> BA (Hons), LLB Independent non-executive Director	<p>David was appointed to the Board in July 2018. David is an experienced executive, Director and commercial lawyer with diverse international experience. David has held a number of senior risk, strategy, corporate secretariat and legal practice roles for organisations which include Total Tools, Blackmagic Design, EnergyAustralia, National Foods, Clifford Chance, Ashton Mining and Bapcor Limited. David is the Chairperson of the Strategic Review Committee and a member of the Audit Committee, Nominations and Remuneration Committee and Risk and Compliance Committee.</p>

---

# Ansvar Insurance Limited

---

## Directors' Report

**Helen Thornton**  
BEC, CA, GAICD  
Independent non-executive  
Director

Helen joined the Board in May 2018 and was appointed Chairperson of the Audit Committee and Risk and Compliance Committee in June 2018. A Chartered Accountant, Helen has extensive experience in finance, governance, audit and risk management. She has held senior management roles at Deloitte, KPMG, BHP Limited and BlueScope Steel Limited where she was responsible for the company's global risk management function. Helen is also an experienced non-executive Director. Her current directorships include Deputy Chairperson of the Treasury Corporation of Victoria and non-executive Director of McPherson's Limited, Yarra Valley Water, Legal Practitioners Liability Committee, ISPT Pty Limited and Arena REIT Limited. Helen is also a member of the Nominations and Remuneration Committee.

**S. Jacinta Whyte**  
MC Inst. M, ACII, Chartered  
Insurer  
Non-executive Director

Jacinta was appointed to the Board in August 2013. She is Deputy Group Chief Executive of Ecclesiastical Insurance Office Plc and Benefact Group Plc. Jacinta joined the Benefact Group in 2003 as General Manager and Chief Agent of the Group's Canadian business, where she turned around the performance of the Canadian operation, building a high performing team and a successful specialist insurance business. Jacinta is responsible for the Group's general insurance operations worldwide, covering the United Kingdom, Ireland, Australia and Canada. She commenced her career as an underwriter in 1974 with Royal and Sun Alliance in Dublin and moved with them to Canada in 1988. During her Royal and Sun Alliance career, she held a number of senior executive positions in Ireland and Canada. Jacinta is a member of the Nominations and Remuneration Committee and Strategic Review Committee.

As at the date of this report, the Directors held no interests in the shares and options of Ansvar Insurance Limited.

### Company Secretaries

**Maggy Samaan**  
LLM, LLB, BSc

Maggy was appointed as Company Secretary and Legal Counsel in April 2022. Maggy is a senior corporate lawyer with broad experience working as a Company Secretary in the public, private and non-for-profit sectors. She specialises in corporate governance including contract and commercial law. Maggy has over 15 years' experience as a lawyer and is a graduate of the Governance Institute.

**Craig Spagnol**  
LLB (Hons), BA, Dip Ed  
FANZCN

Craig was appointed as Company Secretary and Legal Counsel from September 2021 to March 2022. He is an experienced company secretary having held that position previously with not-for-profit organisations Link Health and Community Limited and The Knox School Limited. Craig has also had 20 years' experience as a lawyer and was Australasian Corporate Counsel for Agility Logistics Pty Limited for five years prior to joining Ansvar.

**Daniel Churilov**  
BCom/BIS, CA, Grad Dip FS  
(FinPlan)

Daniel joined Ansvar in 2018 as the National Operations Manager and was appointed as Company Secretary in August 2021. Daniel was appointed to his current position, General Manager Strategy and Change, in September 2022. Prior to Ansvar, Daniel worked in a number of senior leadership roles in insurance, investments and superannuation with the Victorian Managed Insurance Authority, National Australia Bank, CSR Limited and KPMG. Daniel is a Chartered Accountant and a member of the Finance, Audit and Risk Committee of the Risk Management Institute of Australasia.

### Principal activities

Ansvar is a company limited by shares that is incorporated and domiciled in Australia. Ansvar Insurance Limited and its dormant subsidiaries, Ansvar Insurance Services Pty Limited and Ansvar Risk Management Services Pty Limited, form the consolidated Group (the Group). The Group's principal activities in the financial year consisted of the provision of general insurance products to its customers in its core segments of faith, care, property owners (including heritage), education and community. It also continued to provide claims run-off services to ACS (NZ) Limited, its former subsidiary domiciled in New Zealand, under a management services agreement.

Ansvar continues to be ultimately owned by a charity and provided further grants of \$250K (2021: \$204K) during the financial year through its Community Education Programme.

# Ansvar Insurance Limited

## Directors' Report

### Review of operations

In 2022 Ansvar generated a profit before income taxation of \$1,000K (2021: loss of \$16,699K). During the year Ansvar generated a net underwriting profit of \$11,394K (2021: loss of \$14,846K) due primarily to a favourable discount rate impact of \$17,761K (2021: \$5,319K) which more than offsets its net investment loss of \$9,987K (2021: \$1,812K) in line with Ansvar's strategy for the investment portfolio to act as a hedge against the impact of the movement in discount rates on net claims liabilities.

At 31 December 2022 Ansvar's unaudited Prescribed Capital Amount Coverage Ratio was 2.17 (2021: 1.93) which was within the target range of 1.75-2.25 approved by the Board. In March 2022 its financial strength rating from its rating agency, A.M. Best, was reaffirmed as Excellent/A- (2021: Excellent/A-).

Ansvar employed 147 full time equivalent staff at 31 December 2022 (2021: 119).

### Changes in state of affairs

During the financial year there were no significant changes in the state of affairs of the Group.

### Subsequent events

There has not been any matter or circumstance that has occurred between the balance sheet date and the date of this report that has significantly affected, or may significantly affect, the Group's and the Company's operations in future financial years, the results of those operations or the Group's and the Company's state of affairs in future financial years.

### Future developments

Disclosure of information with regard to likely developments in the operations of the Group in future financial years and the expected results of those operations is likely to result in unreasonable prejudice to the Group. Accordingly, this information has not been disclosed in this report.

### Directors' meetings

The following table sets out the number of Board and Board Committee meetings during the financial year each Director was eligible to attend as members and the number of meetings attended by each Director including in an observer capacity.

Directors	Board		Audit Committee		Nominations and Remuneration Committee		Risk and Compliance Committee		Strategic Review Committee (i)		Technology Committee	
	Eligible	Attended	Eligible	Attended	Eligible	Attended	Eligible	Attended	Eligible	Attended	Eligible	Attended
Patricia Kelly	8	8	5	5	4	4	4	4	5	5	5	5
Mark Bennett (ii)	7	7	-	4	-	1	-	3	5	3	-	-
Michael Grantham	8	8	5	5	4	4	4	4	-	5	5	5
Warren Hutcheon	8	8	-	5	-	4	-	4	5	5	5	5
David Lambert	8	7	5	4	4	3	4	3	5	4	-	2
Helen Thornton	8	8	5	5	4	4	4	4	-	3	-	2
S. Jacinta Whyte	8	8	-	5	4	4	-	4	5	5	-	-

(i) The Strategic Review Committee was established in February 2022.

(ii) Mark Bennett was appointed to the Board on 1 March 2022.

### Directors' and officers' insurance

In accordance with Section 11 of the Company's Constitution, the Company provides an indemnity to officers of the Company. This includes every person that is or has been a Director, alternate Director, executive officer or officer of the Company or related corporate bodies. During the financial year the Company paid a premium in respect of a contract insuring the abovementioned officers of the Company against a liability incurred as such a Director, Company Secretary, executive officer or corporate body to the extent permitted by the *Corporations Act 2001*. The contract of insurance prohibits the disclosure of the nature of the liability and the amount of the premium.

The Company has not otherwise, during the financial year and until the date of this report, indemnified or agreed to indemnify an officer or auditor of the Company or any related corporate body against a liability incurred as such officer or auditor.

---

# Ansvar Insurance Limited

---

## Directors' Report

### Environmental regulations

The operations of the Company are not subject to any particular or significant environmental regulation under a law of the Commonwealth or of a State or Territory. There have been no known breaches of any environmental requirements applicable to the Company.

### Auditor's Independence Declaration

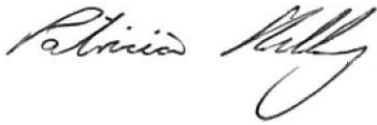
The Auditor's Independence Declaration is included on page 6 of the Annual Report.

### Rounding

The Company is a company of the kind referred to in *ASIC Corporations (Rounding in Financial/Directors' Reports) Instrument 2016/191* dated 24 March 2016 and accordingly all amounts in the Directors' Report and the annual financial statements are rounded to the nearest thousand Dollars unless otherwise indicated.

The Directors' Report is signed in accordance with a resolution of the Directors made pursuant to section 298(2) of the *Corporations Act 2001*.

On behalf of the Directors:



.....  
**P M Kelly**  
Chairperson



.....  
**H Thornton**  
Director

**Melbourne**  
**9 March 2023**



## Auditor's Independence Declaration

As lead auditor for the audit of Ansvar Insurance Limited for the year ended 31 December 2022, I declare that to the best of my knowledge and belief, there have been:

- (a) no contraventions of the auditor independence requirements of the *Corporations Act 2001* in relation to the audit; and
- (b) no contraventions of any applicable code of professional conduct in relation to the audit.

This declaration is in respect of Ansvar Insurance Limited and the entities it controlled during the period.

A handwritten signature in black ink, appearing to read 'R Balding', with a long horizontal flourish extending to the right.

R Balding  
Partner  
PricewaterhouseCoopers

Melbourne  
9 March 2023





## Independent auditor's report

To the members of Ansvar Insurance Limited

---

### Our opinion

In our opinion:

The accompanying financial report of Ansvar Insurance Limited (the Company) and its controlled entities (together the Group) is in accordance with the *Corporations Act 2001*, including:

- (a) giving a true and fair view of the Group's financial position as at 31 December 2022 and of its financial performance for the year then ended
- (b) complying with Australian Accounting Standards and the *Corporations Regulations 2001*.

### What we have audited

The Group financial report comprises:

- the consolidated balance sheet as at 31 December 2022
- the consolidated comprehensive operating statement for the year then ended
- the consolidated statement of changes in equity for the year then ended
- the consolidated cash flow statement for the year then ended
- the notes to the consolidated financial statements, which include significant accounting policies and other explanatory information
- the directors' declaration.

---

### Basis for opinion

We conducted our audit in accordance with Australian Auditing Standards. Our responsibilities under those standards are further described in the *Auditor's responsibilities for the audit of the financial report* section of our report.

We believe that the audit evidence we have obtained is sufficient and appropriate to provide a basis for our opinion.



### *Independence*

We are independent of the Group in accordance with the auditor independence requirements of the *Corporations Act 2001* and the ethical requirements of the Accounting Professional & Ethical Standards Board's APES 110 *Code of Ethics for Professional Accountants (including Independence Standards)* (the Code) that are relevant to our audit of the financial report in Australia. We have also fulfilled our other ethical responsibilities in accordance with the Code.

---

### **Other information**

The directors are responsible for the other information. The other information comprises the information included in the annual report for the year ended 31 December 2022, but does not include the financial report and our auditor's report thereon.

Our opinion on the financial report does not cover the other information and accordingly we do not express any form of assurance conclusion thereon.

In connection with our audit of the financial report, our responsibility is to read the other information and, in doing so, consider whether the other information is materially inconsistent with the financial report or our knowledge obtained in the audit, or otherwise appears to be materially misstated.

If, based on the work we have performed on the other information that we obtained prior to the date of this auditor's report, we conclude that there is a material misstatement of this other information, we are required to report that fact. We have nothing to report in this regard.

---

### **Responsibilities of the directors for the financial report**

The directors of the Company are responsible for the preparation of the financial report that gives a true and fair view in accordance with Australian Accounting Standards and the *Corporations Act 2001* and for such internal control as the directors determine is necessary to enable the preparation of the financial report that gives a true and fair view and is free from material misstatement, whether due to fraud or error.

In preparing the financial report, the directors are responsible for assessing the ability of the Group to continue as a going concern, disclosing, as applicable, matters related to going concern and using the going concern basis of accounting unless the directors either intend to liquidate the Group or to cease operations, or have no realistic alternative but to do so.



---

### Auditor's responsibilities for the audit of the financial report

Our objectives are to obtain reasonable assurance about whether the financial report as a whole is free from material misstatement, whether due to fraud or error, and to issue an auditor's report that includes our opinion. Reasonable assurance is a high level of assurance, but is not a guarantee that an audit conducted in accordance with the Australian Auditing Standards will always detect a material misstatement when it exists. Misstatements can arise from fraud or error and are considered material if, individually or in the aggregate, they could reasonably be expected to influence the economic decisions of users taken on the basis of the financial report.

A further description of our responsibilities for the audit of the financial report is located at the Auditing and Assurance Standards Board website at:

[http://www.auasb.gov.au/auditors\\_responsibilities/ar3.pdf](http://www.auasb.gov.au/auditors_responsibilities/ar3.pdf)

This description forms part of our auditor's report.

  
PricewaterhouseCoopers

  
R Balding  
Partner

Melbourne  
9 March 2023

---

# Ansvar Insurance Limited

---

## Directors' Declaration

In the opinion of the Directors of Ansvar Insurance Limited:

- The consolidated financial statements and notes of Ansvar Insurance Limited for the financial year ended 31 December 2022 are in accordance with the *Corporations Act 2001* including:
  - Giving a true and fair view of the consolidated Group's financial position as at 31 December 2022 and of its performance for the year ended on that date; and
  - Complying with Australian Accounting Standards including Interpretations and the *Corporations Regulations 2001*.
- The consolidated financial statements and notes also comply with International Financial Reporting Standards as disclosed in Note 2; and
- There are reasonable grounds to believe that the Group will be able to pay its debts as and when they become due and payable.

Signed in accordance with a resolution of the Directors made pursuant to section 295(5) of the *Corporations Act 2001*:



.....  
**P M Kelly**  
Chairperson

**Melbourne**  
**9 March 2023**



.....  
**H Thornton**  
Director

# Ansvar Insurance Limited

## Consolidated Comprehensive Operating Statement For the financial year ended 31 December 2022

	Note	Company and Consolidated	
		2022 \$'000	2021 \$'000
<b>Gross premium written</b>	17	<b>177,843</b>	<b>171,231</b>
Increase in gross unearned premium liability		(1,698)	(7,458)
<b>Gross premium earned</b>	6(a),17	<b>176,145</b>	<b>163,773</b>
Reinsurance premium incurred	17	(106,433)	(120,851)
<b>Net premium earned</b>	17	<b>69,712</b>	<b>42,922</b>
Gross claims incurred	7	(125,805)	(130,621)
Reinsurance and other recoveries	6(a),7	106,961	105,710
Indirect claims handling expenses	7	(2,890)	(2,400)
<b>Net claims incurred</b>	7	<b>(21,734)</b>	<b>(27,311)</b>
Gross commission paid		(22,682)	(22,347)
Increase in gross deferred acquisition costs		1,140	2,214
Reinsurance commission received	6(a)	21,549	20,888
(Increase)/decrease in ceded deferred acquisition costs	6(a)	(494)	763
Reinsurance broker fees incurred		(700)	(700)
Underwriting expenses incurred		(24,927)	(20,699)
Emergency Services Levy		(6,256)	(7,530)
<b>Net acquisition expenses incurred</b>		<b>(32,370)</b>	<b>(27,411)</b>
Other income	6(a)	810	1,127
Administration expenses		(5,024)	(4,173)
<b>Net underwriting result</b>		<b>11,394</b>	<b>(14,846)</b>
Investment loss	6(a)	(9,671)	(1,522)
Investment management expenses		(316)	(290)
<b>Net investment loss</b>		<b>(9,987)</b>	<b>(1,812)</b>
Interest expense		(407)	(41)
<b>Profit/(loss) before income taxation</b>		<b>1,000</b>	<b>(16,699)</b>
Income taxation (expense)/benefit	10	(588)	6,231
Withholding taxation – prior years		-	(94)
<b>Profit/(loss) after income taxation</b>		<b>412</b>	<b>(10,562)</b>
Other comprehensive income		-	-
<b>Comprehensive result</b>		<b>412</b>	<b>(10,562)</b>

The Consolidated Comprehensive Operating Statement should be read in conjunction with the accompanying Notes to the Consolidated Financial Statements.

# Ansvar Insurance Limited

## Consolidated Balance Sheet As at 31 December 2022

	Note	Company and Consolidated	
		2022 \$'000	2021 \$'000
<b>Assets</b>			
Cash and cash equivalents	11	46,139	76,008
Investments	12	223,269	195,490
Trade and other receivables	13	80,830	61,773
Furniture, fittings and equipment	14	300	216
Right of use assets	15	586	1,098
Deferred Emergency Services Levy	16	3,219	3,630
Gross deferred acquisition costs	16	18,441	17,301
Unearned premium	17	43,872	44,073
Claims outstanding and incurred but not reported	18,22(c)	145,065	121,927
Reinsurance and other assets		188,937	166,000
Deferred taxation asset	10	10,403	10,991
<b>Total assets</b>		<b>572,124</b>	<b>532,507</b>
<b>Liabilities</b>			
Trade and other payables	19	53,456	53,940
Lease liabilities	15	621	1,180
Ceded deferred acquisition costs		11,066	10,572
Provisions	20	3,469	3,410
Unearned premium	17	96,275	94,577
Claims outstanding and incurred but not reported	22	304,943	275,946
Gross insurance liabilities		401,218	370,523
<b>Total liabilities</b>		<b>469,830</b>	<b>439,625</b>
<b>Net assets</b>		<b>102,294</b>	<b>92,882</b>
<b>Equity</b>			
Share capital	23	46,300	37,300
Retained earnings		55,994	55,582
<b>Total equity</b>		<b>102,294</b>	<b>92,882</b>

The Consolidated Balance Sheet should be read in conjunction with the accompanying Notes to the Consolidated Financial Statements.

# Ansvar Insurance Limited

## Consolidated Statement of Changes in Equity For the financial year ended 31 December 2022

	Note	Company and Consolidated		Total \$'000
		Fully paid ordinary shares \$'000	Retained earnings \$'000	
<b>Balance at 31 December 2020</b>		<b>27,300</b>	<b>66,144</b>	<b>93,444</b>
Comprehensive result for the year		-	(10,562)	(10,562)
Ordinary share capital issued	23,26	10,000	-	10,000
<b>Balance at 31 December 2021</b>		<b>37,300</b>	<b>55,582</b>	<b>92,882</b>
Comprehensive result for the year		-	412	412
Ordinary share capital issued	23,26	9,000	-	9,000
<b>Balance at 31 December 2022</b>		<b>46,300</b>	<b>55,994</b>	<b>102,294</b>

The Consolidated Statement of Changes in Equity should be read in conjunction with the accompanying Notes to the Consolidated Financial Statements.

# Ansvar Insurance Limited

## Consolidated Cash Flow Statement For the financial year ended 31 December 2022

	Note	Company and Consolidated	
		2022 \$'000	2021 \$'000
<b>Cash flows from operating activities</b>			
Insurance premium received		170,621	173,398
Reinsurance and other recoveries received		84,422	92,847
Interest received	6(a)	5,429	4,359
Other income		747	673
Reinsurance premium paid		(110,286)	(129,529)
Gross claims paid	22(c)	(96,807)	(70,890)
Indirect claims handling expenses paid		(2,890)	(2,400)
Acquisition and other expenses paid		(45,679)	(32,356)
Interest paid		(407)	(41)
Finance costs on leases		(12)	(22)
Income taxation received		-	2,216
Withholding taxation paid		-	(94)
<b>Net cash inflow from operating activities</b>	29	<b>5,138</b>	<b>38,161</b>
<b>Cash flows from investing activities</b>			
Acquisition of investments		(70,960)	(93,609)
Proceeds on disposal of investments		28,081	86,005
Acquisition of furniture, fittings and equipment	14	(243)	(129)
<b>Net cash outflow from investing activities</b>		<b>(43,122)</b>	<b>(7,733)</b>
<b>Cash flows from financing activities</b>			
Proceeds on issue of ordinary share capital	23,26	9,000	10,000
Repayment of principal on leases		(885)	(898)
<b>Net cash inflow from financing activities</b>		<b>8,115</b>	<b>9,102</b>
Net (decrease)/increase in cash and cash equivalents		(29,869)	39,530
<b>Cash and cash equivalents at beginning of year</b>		<b>76,008</b>	<b>36,478</b>
<b>Cash and cash equivalents at end of year</b>	11	<b>46,139</b>	<b>76,008</b>

The Consolidated Cash Flow Statement should be read in conjunction with the accompanying Notes to the Consolidated Financial Statements.



---

# Ansvar Insurance Limited

---

## Notes to the Consolidated Financial Statements For the financial year ended 31 December 2022

### 1. Corporate information

The consolidated financial statements of Ansvar for the financial year ended 31 December 2022 were authorised for issue in accordance with a resolution of the Directors on 9 March 2023.

Ansvar is a company limited by shares that is incorporated and domiciled in Australia. Ansvar's immediate parent is Ecclesiastical Insurance Office Plc which owns 100% of the ordinary shares. Ecclesiastical Insurance Office Plc is a wholly-owned subsidiary of Benefact Trust Limited (previously AllChurches Trust Limited), which is the ultimate parent. The nature of the operations and principal activities of the Group are outlined in the Directors' Report.

### 2. Significant accounting policies

#### Basis of preparation

The consolidated financial report is a general purpose financial report which has been prepared in accordance with the *Corporations Act 2001*, Australian Accounting Standards and other authoritative pronouncements of the Australian Accounting Standards Board. The consolidated financial report also complies with Australian equivalents to International Financial Reporting Standards as issued by the Australian Accounting Standards Board. Compliance with Australian Accounting Standards ensures that the financial statements and notes of the Group and the Company comply with International Financial Reporting Standards.

The financial statements comprise the consolidated financial statements of the Group and the Company. For the purposes of preparing the consolidated financial statements, the Group and Company are for-profit entities.

The consolidated financial report has been prepared on a historical cost basis, except for investments which have been measured at fair value and net claims liabilities which have been measured as outlined in Notes 2(e), 2(f) and 3.

Accounting policies are selected and applied in a manner which ensures that the resulting financial information satisfies the concepts of relevance and reliability, thereby ensuring that the substance of the underlying transactions or other events is reported. Assets and liabilities are presented in a decreasing order of liquidity on the face of the Consolidated Balance Sheet. Information with regard to the current and non-current amounts of assets and liabilities is included in the relevant note to the financial statements.

All amounts are presented in Australian Dollars. The Company is a company of the kind referred to in *ASIC Corporations (Rounding in Financial/Directors' Reports) Instrument 2016/191* dated 24 March 2016 and accordingly all amounts in the Directors' Report and the annual financial statements are rounded to the nearest thousand Dollars unless otherwise indicated.

The following significant accounting policies have been adopted in the preparation and presentation of the consolidated financial report:

#### (a) Principles of general insurance business

An insurance contract is defined as a contract under which one party (the insurer) accepts significant insurance risk from another party (the policyholder) by agreeing to compensate the policyholder if a specified uncertain future event (the insured event) adversely affects the policyholder.

#### (b) Gross premium earned and gross unearned premium liability

Premium comprises amounts charged to policyholders including the Emergency Services Levy, but excluding Stamp Duty and Goods and Services Taxation (GST). The earned portion of premium received and receivable, including unclosed business, is recognised as revenue. Premium is earned from the date of attachment of risk. Premium pertaining to unclosed business is brought to account with reference to the previous year's premium processing delays with due allowance for any changes in the pattern of new business and renewals.

The pattern of recognition of income over the policy period is based on time, which closely approximates the pattern of risks underwritten. The gross unearned premium liability is determined by apportioning the premium written over the period from date of attachment of risk to the expiry of the policy term. Gross premium written which has not been earned at the balance sheet date is included in the gross unearned premium liability in the Consolidated Balance Sheet.

#### (c) Reinsurance premium incurred and ceded unearned premium asset

Premium ceded to reinsurers is recognised as an expense in accordance with the indemnity period of the corresponding reinsurance contract. Accordingly, a portion of outward reinsurance premium is treated as a ceded unearned premium asset at the balance sheet date.

---

# Ansvar Insurance Limited

---

## Notes to the Consolidated Financial Statements For the financial year ended 31 December 2022

### 2. Significant accounting policies (continued)

#### (d) Unexpired risks liability

Liability adequacy testing is performed at each balance sheet date in order to recognise any deficiencies in the adequacy of the unearned premium liability arising from the carrying amount of the net unearned premium liability less any related deferred acquisition costs not meeting the estimated future net claims incurred under current insurance contracts.

The estimated future net claims incurred under current insurance contracts is measured using the present value of the expected cash flows relating to future claims and associated expenses, discounted using a risk free discount rate, plus an additional fair value risk margin to reflect the inherent uncertainty of those estimated cash flows.

Liability adequacy testing is performed at the level of a portfolio of contracts that are subject to broadly similar risks and are managed together as a single portfolio. Any deficiency arising from the test is recognised in the Consolidated Comprehensive Operating Statement through the write down of any related deferred acquisition costs. If an additional liability is required, it is recognised as an unexpired risks liability in the Consolidated Balance Sheet.

#### (e) Gross claims incurred and gross claims liabilities

Gross claims incurred and gross claims liabilities are recognised in respect of all business written. Gross claims liabilities comprise claims reported but not yet paid, claims incurred but not reported (IBNR), claims incurred but not enough reported, the anticipated direct and indirect claims handling expenses of settling those claims and a risk margin. Gross claims liabilities are assessed by reviewing individual claim files and estimating changes in the ultimate cost of settling claims using statistical methods based on past experience and trends.

The gross claims liabilities for both the long tail and short tail classes are measured as the present value of the expected future claim payments. These payments are estimated on the basis of the ultimate cost of settling claims, which is affected by factors arising during the period to settlement such as normal and superimposed inflation. The expected future payments are discounted to present value at the balance sheet date using risk free discount rates.

#### (f) Reinsurance and other recoveries

Reinsurance and other recoveries received or receivable in respect of gross claims paid and movements in reinsurance and other recovery assets in respect of claims reported but not yet paid, claims incurred but not reported and claims incurred but not enough reported are recognised in the Consolidated Comprehensive Operating Statement in the year they occur.

Reinsurance and other recovery assets are actuarially assessed in a manner similar to the assessment of gross claims liabilities and are measured as the present value of the expected future receipts, calculated on the same basis as the gross claims liabilities [refer to Note 2(e)].

#### (g) Deferred Emergency Services Levy

A liability for Emergency Services Levy is recognised on premium written to the balance sheet date. The Emergency Services Levy is expensed on the same basis as the recognition of premium written, with the portion relating to unearned premium being recorded as deferred Emergency Services Levy.

#### (h) Gross deferred acquisition costs

Acquisition costs, which represent gross commission paid in respect of general insurance contracts and other acquisition costs, are deferred and recognised as assets where they can be reliably measured and where it is probable that they will give rise to premium earned that will be recognised in the Consolidated Comprehensive Operating Statement in subsequent reporting periods.

Deferred acquisition costs are amortised systematically in accordance with the expected pattern of the incidence of risk under the general insurance contracts to which they relate. This pattern of amortisation corresponds to the earning pattern of the corresponding premium written. Deferred acquisition costs are measured at the lower of cost and recoverable amount.

#### (i) Fee income

Fee income is recognised when the performance obligations are satisfied, regardless of when the payment is being made. Performance obligations are considered satisfied when the services are substantially complete and provided to the customer.

# Ansvar Insurance Limited

## Notes to the Consolidated Financial Statements For the financial year ended 31 December 2022

### 2. Significant accounting policies (continued)

#### (j) Investment income

Interest income is recognised when it is probable that the economic benefits will flow to the Group and the income can be reliably measured. Interest income is accrued on a time proportionate basis with reference to the principal outstanding and at the effective interest rate applicable, which is the rate that exactly discounts estimated future cash receipts through the expected life of the financial asset to that asset's net carrying amount on initial recognition.

#### (k) Foreign currency translation

All foreign currency transactions are brought to account using the exchange rate in effect at the date of the transaction. Foreign currency monetary items at the balance sheet date are translated at the exchange rate existing at the balance sheet date. Non-monetary assets and liabilities carried at fair value that are denominated in foreign currencies are translated at the rates prevailing at the date when the fair value was determined.

#### (l) Leases

The Group assesses at contract inception whether a contract is or contains a lease, i.e., if the contract conveys the right to control the use of an identified asset for a period of time in exchange for consideration.

The Group applies a single recognition and measurement approach for all leases, except for short term leases and leases of low value assets. The Group recognises lease liabilities to make lease payments and right of use assets representing the right to use the underlying assets.

#### Right of use assets

The Group recognises right of use assets at the commencement date of the lease, i.e., the date the underlying asset is available for use. Right of use assets are measured at cost less any accumulated depreciation and impairment and adjusted for any remeasurement of lease liabilities. The cost of right of use assets includes the amount of lease liabilities recognised, initial direct costs incurred and lease payments made at or before the commencement date less any lease incentives received. Right of use assets are depreciated on a straight line basis over the term of the lease.

If ownership of the leased asset transfers to the Group at the end of the lease term or the cost reflects the exercise of a purchase option, depreciation is calculated using the estimated useful life of the asset.

#### Lease liabilities

At the commencement date of the lease the Group recognises lease liabilities measured at the present value of lease payments to be made over the lease term. The lease payments include fixed payments including in-substance fixed payments, less any lease incentives receivable, variable lease payments that depend on an index or a rate and amounts expected to be paid under residual value guarantees. The lease payments also include the exercise price of a purchase option reasonably certain to be exercised by the Group and payments of penalties for terminating the lease, if the lease term reflects the Group exercising the option to terminate. Variable lease payments that do not depend on an index or a rate are recognised as expenses in the period in which the event or condition that triggers the payment occurs.

In calculating the present value of lease payments the Group uses its incremental borrowing rate at the lease commencement date because the interest rate implicit in the lease is not readily determinable. After the commencement date the amount of lease liabilities is increased to reflect the accretion of interest and reduced for the lease payments made. In addition, the carrying amount of lease liabilities is remeasured if there is a modification, a change in the lease term, a change in the lease payments, for example, changes to future payments resulting from a change in an index or rate used to determine such lease payments, or a change in the assessment of an option to purchase the underlying asset.

#### Short term leases and leases of low value assets

The Group applies the short term lease recognition exemption to its short term leases of equipment, i.e., those leases that have a lease term of 12 months or less from the commencement date and do not contain a purchase option. It also applies the lease of low value assets recognition exemption to leases of office equipment that are considered to be low value. Lease payments on short term leases and leases of low value assets are recognised as an expense on a straight line basis over the lease term.

---

# Ansvar Insurance Limited

---

## Notes to the Consolidated Financial Statements For the financial year ended 31 December 2022

### 2. Significant accounting policies (continued)

#### (m) Income taxation

##### Current taxation

Current taxation is calculated with reference to the amount of income taxation payable or recoverable in respect of the taxable income or loss for the year. It is calculated using taxation rates and laws that have been enacted or substantively enacted by the balance sheet date. Current taxation for current and prior periods is recognised as a liability or asset to the extent that it is unpaid or refundable.

##### Deferred taxation

Deferred taxation is accounted for using the comprehensive balance sheet liability method in respect of temporary differences arising from differences between the carrying amount of assets and liabilities in the financial statements and the corresponding taxation base of those items.

In principle deferred taxation liabilities are recognised for all taxable temporary differences. Deferred taxation assets are recognised to the extent that it is probable that sufficient taxable amounts will be available against which deductible temporary differences or unused taxation losses and taxation offsets can be utilised. However, deferred taxation assets and liabilities are not recognised if the temporary differences giving rise to them arise from the initial recognition of assets and liabilities, other than as a result of a business combination, which does not affect either taxable income or accounting profit before income taxation.

Deferred taxation assets and liabilities are recognised for deductible and taxable temporary differences arising on investments in subsidiaries, branches, associates and joint ventures except where the Group is able to control the reversal of the temporary differences and it is probable that the temporary differences will not reverse in the foreseeable future. Deferred taxation assets arising from deductible temporary differences associated with these investments and interests are only recognised to the extent that it is probable that there will be sufficient taxable income against which to utilise the benefits of the temporary differences and they are expected to reverse in the foreseeable future.

Deferred taxation assets and liabilities are measured at the taxation rates that are expected to apply to the periods when the asset and liability giving rise to them are realised or settled, based on taxation rates and laws that have been enacted or substantively enacted by the balance sheet date. The measurement of deferred taxation assets and liabilities reflects the taxation consequences that would follow from the manner in which the Group expects, at the balance sheet date, to recover or settle the carrying amount of its assets and liabilities.

##### Current and deferred taxation for the year

Current and deferred taxation is recognised as an expense or benefit in the Consolidated Comprehensive Operating Statement, except when it relates to items credited or debited directly to equity, in which case the deferred taxation is also recognised directly in equity, or where it arises from the initial accounting for a business combination, in which case it is taken into account in the determination of goodwill or excess.

##### Australian Multiple Entry Consolidated Group

Ansvar Insurance Limited, Ansvar Risk Management Services Pty Limited and Ansvar Insurance Services Pty Limited formed an Australian Multiple Entry Consolidated Group (MEC Group) for income taxation purposes with effect from 8 January 2018 of which Ansvar Insurance Limited is the head company.

Ansvar Insurance Limited, as the head company, assumes the following balances from companies within the MEC Group:

- Current income taxation balances arising from external transactions recognised by companies in the MEC Group occurring on or after the implementation date.
- Deferred income taxation assets arising from unused income taxation losses and unused income taxation credits recognised by companies in the MEC Group.

A Tax Funding Agreement has been entered into by the head company and the other companies in the MEC Group. Companies in the MEC Group continue to be responsible, by the operation of the Tax Funding Agreement, for funding income taxation payments required to be made by the head company arising from underlying transactions of the companies in the MEC Group. Companies in the MEC Group make/receive contributions to/from the head company for the balances assumed by the head company. The contributions are calculated in accordance with the Tax Funding Agreement. The contributions are payable as set out in the Tax Funding Agreement and reflect the timing of Ansvar Insurance Limited's obligations to make payments to the Australian Taxation Office.

Assets and liabilities which arise as a result of balances transferred from companies within the MEC Group to the head company are recognised as a related party receivable or payable in the Consolidated Balance Sheet.

---

# Ansvar Insurance Limited

---

## Notes to the Consolidated Financial Statements For the financial year ended 31 December 2022

### 2. Significant accounting policies (continued)

#### (n) Goods and Services Taxation

Income, expenses, assets and liabilities are recognised net of GST except:

- Where the amount of GST incurred is not recoverable from the Australian Taxation Office.
- For receivables and payables which are recognised inclusive of GST.

The net amount of GST recoverable from or payable to the Australian Taxation Office is included as part of receivables or payables.

Cash flows are included in the Consolidated Cash Flow Statement on a net basis. The GST component of cash flows arising from investing and financing activities which is recoverable from or payable to the Australian Taxation Office is classified as cash flows from operating activities.

#### (o) Financial assets

In accordance with *AASB 1023 General Insurance Contracts* the Group is required to measure financial assets held to back the insurance liabilities at fair value through profit or loss.

*AASB 139 Financial Instruments: Recognition and Measurement* has an option to measure all financial assets at fair value through profit or loss. Investments constitute a group of financial assets which are managed, and their performance evaluated, on a fair value basis in accordance with the Group's Investment Policy. The Group has elected to measure all financial assets that are not held to back the insurance liabilities at fair value through profit or loss upon initial recognition.

Fair value is determined with reference to the closing bid price of the instrument at the balance sheet date.

#### Loans

Loans are measured at amortised cost using the effective interest method less impairment.

#### (p) Financial instruments issued by the Group

##### Debt and equity instruments

Debt and equity instruments are classified as either liabilities or as equity in accordance with the substance of the contractual arrangement.

##### Transaction costs on the issue of equity instruments

Transaction costs arising on the issue of equity instruments are recognised directly in equity as a reduction of the proceeds of the equity instruments to which the costs relate. Transaction costs are the costs that are incurred directly in connection with the issue of those equity instruments and which would not have been incurred had those instruments not been issued.

##### Interest and dividends

Interest and dividends are classified as expenses or as distributions of profit consistent with the Consolidated Balance Sheet classification of the related debt or equity instruments.

#### (q) Impairment of assets

At each balance sheet date the Group reviews the carrying amounts of its tangible and intangible assets to determine whether there is any indication that those assets have suffered an impairment loss. If any such indication exists, the recoverable amount of the asset is estimated in order to determine the extent of the impairment loss, if any. Where the asset does not generate cash flows that are independent from other assets, the Group estimates the recoverable amount of the cash generating unit to which the asset belongs. Intangible assets with indefinite useful lives and intangible assets not yet available for use are tested for impairment annually and whenever there is an indication that the asset may be impaired.

The recoverable amount is the higher of fair value less costs to sell and value in use. In assessing value in use, the estimated future cash flows are discounted to their present value using a pre taxation discount rate that reflects current market assessments of the time value of money and the risks specific to the asset for which the estimates of future cash flows have not been adjusted.

If the recoverable amount of an asset or cash generating unit is estimated to be less than its carrying amount, the carrying amount of the asset or cash generating unit is reduced to its recoverable amount. An impairment loss is recognised in profit or loss immediately, unless the relevant asset is carried at fair value, in which case the impairment loss reduces the revaluation amount.

# Ansvar Insurance Limited

## Notes to the Consolidated Financial Statements For the financial year ended 31 December 2022

### 2. Significant accounting policies (continued)

#### (q) Impairment of assets (continued)

Where an impairment loss subsequently reverses, the carrying amount of the asset or cash generating unit is increased to the revised estimate of its recoverable amount, but only to the extent that the increased carrying amount does not exceed the carrying amount that would have been determined had no impairment loss been recognised for the asset or cash generating unit in prior years. A reversal of an impairment loss is recognised in profit or loss immediately, unless the relevant asset is carried at fair value, in which case the reversal of the impairment loss increases the revaluation amount.

#### (r) Cash and cash equivalents

Cash and cash equivalents comprise cash on hand, cash in banks and investments in money market instruments, net of outstanding bank overdrafts. Bank overdrafts are shown within borrowings in current liabilities in the Consolidated Balance Sheet.

Cash equivalents are held for the purpose of meeting short term cash commitments rather than for investment purposes and include money market instruments with short maturities (three months or less from the date of acquisition) which are readily convertible to a known amount of cash and are subject to an insignificant risk of changes in value.

#### (s) Receivables

Trade receivables represent receivables associated with the premium, reinsurance and other recoveries, claims and commission. All other receivables are classified as non-trade receivables.

Receivables are stated at the amounts expected to be received in the future, less any impairment losses. The amounts are discounted where the effect of the time value of money is material. The recoverability of receivables is assessed on an ongoing basis and provision for impairment is made based on objective evidence and with regard to past default experience. The impairment charge is recognised in the Consolidated Comprehensive Operating Statement. Receivables which are known to be uncollectible are written off.

Receivables are non-interest bearing and are normally settled between 30 days and 12 months. The net carrying amount of receivables is a reasonable approximation of the fair value of the assets due to the short term nature of the assets.

#### (t) Furniture, fittings and equipment

Furniture, fittings and equipment are recognised at cost less accumulated depreciation and impairment. Cost includes expenditure that is directly attributable to the acquisition of the item. In the event that settlement of all or part of the purchase consideration is deferred, cost is determined by discounting the amounts payable in the future to their present value as at the date of acquisition.

Depreciation is charged on furniture, fittings and equipment. Depreciation is calculated on a straight line basis so as to write off the net cost or other revalued amount of each asset over its expected useful life to its estimated residual value. Leasehold improvements are depreciated over the period of the lease or estimated useful life, whichever is the shorter, using the straight line method. The estimated useful lives, residual values and depreciation method are reviewed at the end of each financial year.

The following estimated useful lives are used in the calculation of depreciation:

- Computer hardware 3-9 years
- Leasehold improvements Term of lease
- Office furniture and equipment 3 years

#### (u) Accounting for configuration or customisation costs in a cloud computing environment

Costs that do not result in the recognition of an intangible asset are expensed as incurred, unless they are paid to the supplier of the Software-as-a-Service arrangement to significantly customise the cloud based software for the Group, in which case the costs are recorded as a prepayment for services and amortised over the expected renewable term of the arrangement.

---

# Ansvar Insurance Limited

---

## Notes to the Consolidated Financial Statements For the financial year ended 31 December 2022

### 2. Significant accounting policies (continued)

#### (v) Trade and other payables

Trade payables represent payables associated with the premium, reinsurance and other recoveries, claims and commission. All other payables are classified as non-trade payables.

Trade and other payables are stated at cost, which is the fair value of future payments for the purchase of goods and services. Payables are recognised when the Group becomes obliged to make these payments. The amounts are discounted where the effect of the time value of money is material.

Trade and other payables are non-interest bearing and normally settled within 12 months. The non-current portion has not been discounted as the effect of the time value of money is not material.

#### (w) Employee benefits

Provision is made for benefits accruing to employees in respect of wages and salaries, annual leave and long service leave for services rendered to the balance sheet date when it is probable that settlement will be required and the amounts can be reliably measured.

Provisions made in respect of employee benefits expected to be settled within 12 months are measured as the amount unpaid at the balance sheet date at current pay rates in respect of employees' services up to that date.

Provisions made in respect of employee benefits that are not expected to be settled within 12 months are measured at the present value of the expected future cash outflows to be made by the Group in respect of services provided by employees up to the balance sheet date. Consideration is given to the expected future wage and salary levels, experience of employee departures and periods of service. Expected future payments are discounted using interest rates on high quality corporate bonds with terms to maturity that match, as closely as possible, the estimated future cash outflows.

#### Defined contribution funds

Contributions to defined contribution superannuation funds are expensed when incurred.

#### (x) Principles of consolidation

The consolidated financial statements incorporate the financial statements of the Company and the entities controlled by the Company (its subsidiaries) referred to as 'the Group' in these financial statements. Control is achieved where the Company has the power to govern the financial and operating policies of an entity so as to obtain benefits from its activities.

The consolidated financial statements include the information and results of a controlled entity from the date on which the Company obtains control and until such time as the Company ceases to control the entity.

Consistent accounting policies are employed in the preparation and presentation of the consolidated financial statements.

In preparing the consolidated financial statements all intercompany balances and transactions and unrealised profits arising within the economic entity are eliminated in full.

# Ansvar Insurance Limited

## Notes to the Consolidated Financial Statements For the financial year ended 31 December 2022

### 2. Significant accounting policies (continued)

#### (y) New Accounting Standards and Interpretations

The accounting policies adopted are consistent with those of the previous financial year except for the following Australian Accounting Standards adopted with effect from 1 January 2022:

Standard	Summary	Application date of Standard	Note	Application date for Group
AASB 2020-3	<p><i>AASB 2020-3 Amendments to Australian Accounting Standards – Annual Improvements 2018–2020 and Other Amendments</i></p> <p>The following amendments are effective for Ansvar from 1 January 2022:</p> <p><i>AASB 3 – Business Combinations: Reference to the Conceptual Framework</i></p> <p>The amendments to AASB 3 update the references to the Conceptual Framework for Financial Reporting and adds an exception for the recognition of liabilities and contingent liabilities within the scope of <i>AASB 137 Provisions, Contingent Liabilities and Contingent Assets</i> and <i>Interpretation 21 Levies</i>. The amendments also confirm that contingent assets should not be recognised at the acquisition date.</p> <p><i>AASB 116 – Property, Plant and Equipment: Proceeds before intended use</i></p> <p>The amendments to AASB 116 prohibits an entity from deducting from the cost of an item of property, plant and equipment any proceeds received from selling items produced while the entity is preparing the asset for its intended use. It also clarifies that an entity is 'testing whether the asset is functioning properly' when it assesses the technical and physical performance of the asset. The financial performance of the asset is not relevant to this assessment. Entities must disclose separately the amounts of proceeds and costs relating to items produced that are not an output of the entity's ordinary activities.</p> <p><i>AASB 137 – Provisions, Contingent Liabilities and Contingent Assets: Onerous Contracts – Cost of Fulfilling a Contract</i></p> <p>The amendment to AASB 137 clarifies that the direct costs of fulfilling a contract include both the incremental costs of fulfilling the contract and an allocation of other costs directly related to fulfilling contracts. Before recognising a separate provision for an onerous contract, the entity recognises any impairment loss that has occurred on assets used in fulfilling the contract.</p> <p>The following improvements are effective for Ansvar from 1 January 2022:</p> <p><i>AASB 9 – Financial Instruments: Extinguishment of financial liabilities – 10% test</i></p> <p>Improvements to AASB 9 clarify which fees should be included in the 10% test for derecognition of financial liabilities.</p> <p><i>AASB 16 – Leases: Amendment to Illustrative Example 13</i></p> <p>The amendment of illustrative example 13 to remove the illustration of payments from the lessor relating to leasehold improvements, has been made to remove any confusion about the treatment of lease incentives.</p> <p>The amendments and improvements listed above are applied prospectively but do not have a significant impact on the financial statements.</p>	1 January 2022	B	1 January 2022



# Ansvar Insurance Limited

## Notes to the Consolidated Financial Statements For the financial year ended 31 December 2022

### 2. Significant accounting policies (continued)

#### (y) New Accounting Standards and Interpretations (continued)

##### Accounting Standards not yet effective

There are a number of new and revised Australian Accounting Standards which have been issued by the Australian Accounting Standards Board (AASB) for which the mandatory application dates fall after the end of this financial year. None of these Standards have been adopted early and applied in the current financial year.

Standard	Summary	Application date of Standard	Note	Application date for Group
AASB 2020-1 and AASB 2020-6	<p><i>AASB 2020-1 Amendments to Australian Accounting Standards – Classification of Liabilities as Current or Non-current (AASB 101)</i></p> <p><i>AASB 2020-6 Amendments to Australian Accounting Standards – Classification of Liabilities as Current or Non-current – Deferral of Effective Date (AASB 101)</i></p> <p>The narrow scope amendments to <i>AASB 101 Presentation of Financial Statements</i> clarify that liabilities are classified as either current or non-current, depending on the rights that exist at the end of the reporting period. Classification is unaffected by the expectations of the entity or events after the reporting date, for example, the receipt of a waiver or a breach of covenant. The amendments also clarify what <i>AASB 101</i> means when it refers to the 'settlement' of a liability.</p> <p>The amendments could affect the classification of liabilities, particularly for entities that previously considered management's intentions to determine classification and for some liabilities that can be converted into equity.</p> <p>The amendments must be applied retrospectively in accordance with the normal requirements in <i>AASB 108 Accounting Policies, Changes in Accounting Estimates and Errors</i>.</p> <p>Since issuing these amendments, the AASB issued <i>Exposure Draft 316 Non-current Liabilities with Covenants</i> proposing further changes and the deferral of the amendments until at least 1 January 2024.</p>	1 January 2023	A	1 January 2023
AASB 2021-2	<p><i>Amendments to Australian Accounting Standards – Disclosure of Accounting Policies and Definition of Accounting Estimates (AASB 7, AASB 101, AASB 108, AASB 134 and AASB Practice Statement 2)</i></p> <p>The AASB amended <i>AASB 101</i> to require entities to disclose their material rather than their significant accounting policies. The amendments define what is 'material accounting policy information' and explain how to identify when accounting policy information is material. The amendments further clarify that immaterial accounting policy information does not need to be disclosed. If it is disclosed, it should not obscure material accounting information.</p> <p>To support this amendment, the AASB also amended <i>AASB Practice Statement 2 Making Materiality Judgements</i> to provide guidance on how to apply the concept of materiality to the disclosure of accounting policies.</p> <p>The amendment to <i>AASB 108 Accounting Policies, Changes in Accounting Estimates and Errors</i> clarifies how companies should distinguish changes in accounting policies from changes in accounting estimates. The distinction is important, because changes in accounting estimates are applied prospectively to future transactions and other future events, but changes in accounting policies are generally applied retrospectively to past transactions and other past events as well as the current period.</p>	1 January 2023	A	1 January 2023

# Ansvar Insurance Limited

## Notes to the Consolidated Financial Statements For the financial year ended 31 December 2022

### 2. Significant accounting policies (continued)

#### (y) New Accounting Standards and Interpretations (continued)

##### Accounting Standards not yet effective (continued)

Standard	Summary	Application date of Standard	Note	Application date for Group
AASB 2021-5	<p><i>Amendments to Australian Accounting Standards – Deferred Tax related to Assets and Liabilities arising from a Single Transaction (AASB 112)</i></p> <p>The amendments to <i>AASB 112 Income Taxes</i> require companies to recognise deferred taxation on transactions that, on initial recognition, give rise to equal amounts of taxable and deductible temporary differences. They will typically apply to transactions such as leases of lessees and decommissioning obligations and will require the recognition of additional deferred taxation assets and liabilities.</p> <p>The amendment should be applied to transactions that occur on or after the beginning of the earliest comparative period presented. In addition, entities should recognise deferred taxation assets, to the extent that it is probable that they can be utilised, and deferred taxation liabilities at the beginning of the earliest comparative period for all deductible and taxable temporary differences associated with:</p> <ul style="list-style-type: none"> <li>• Right of use assets and lease liabilities; and</li> <li>• Decommissioning, restoration and similar liabilities, and the corresponding amounts recognised as part of the cost of the related assets.</li> </ul> <p>The cumulative effect of recognising these adjustments is recognised in retained earnings, or another component of equity, as appropriate.</p>	1 January 2023	B	1 January 2023

# Ansvar Insurance Limited

## Notes to the Consolidated Financial Statements For the financial year ended 31 December 2022

### 2. Significant accounting policies (continued)

#### (y) New Accounting Standards and Interpretations (continued)

##### Accounting Standards not yet effective (continued)

Standard	Summary	Application date of Standard	Note	Application date for Group
AASB 9 and AASB 2016-6	<p><i>AASB 9 Financial Instruments replaces AASB 139 Financial Instruments: Recognition and Measurement.</i></p> <p>AASB 9 amends the requirements of AASB 139 in three main areas:</p> <ul style="list-style-type: none"> <li>• Classification and measurement;</li> <li>• Impairment of financial assets; and</li> <li>• Hedge accounting.</li> </ul> <p><i>Classification and measurement</i></p> <p>Except for certain trade receivables, an entity initially measures a financial asset at its fair value plus, in the case of a financial asset not subsequently measured at fair value through profit or loss (FVTPL), transaction costs.</p> <p>Debt instruments are subsequently measured at FVTPL, amortised cost, or fair value through other comprehensive income (FVOCI), on the basis of their contractual cash flows and the business model under which the debt instruments are held.</p> <p>There is also a fair value option (FVO) that allows financial assets on initial recognition to be designated as FVTPL if that eliminates or significantly reduces an accounting mismatch.</p> <p>Equity instruments are generally measured at FVTPL. However, entities have an irrevocable option on an instrument by instrument basis to present changes in the fair value of non-trading instruments in other comprehensive income (OCI) without subsequent reclassification to profit or loss.</p> <p>For financial liabilities designated as FVTPL using the FVO, the amount of change in the fair value of such financial liabilities that is attributable to changes in credit risk must be presented in OCI. The remainder of the change in fair value is presented in profit or loss, unless presentation in OCI of the fair value change in respect of the liability's credit risk would create or enlarge an accounting mismatch in profit or loss.</p> <p>All other AASB 139 classification and measurement requirements for financial liabilities have been carried forward into AASB 9, including the embedded derivative separation rules and the criteria for using the FVO.</p> <p><i>Impairment of financial assets</i></p> <p>The new impairment model requires the recognition of impairment provisions based on expected credit losses rather than only incurred credit losses as is the case under AASB 139. It applies to financial assets classified at amortised cost, debt instruments measured at FVOCI, contract assets under AASB 15 Revenue from Contracts with Customers, lease receivables, loan commitments and certain financial guarantee contracts.</p> <p><i>Hedge accounting</i></p> <p>The requirements for hedge accounting have been amended to more closely align hedge accounting with risk management, establish a more principle based approach to hedge accounting and address inconsistencies in the hedge accounting model in AASB 139. Ansvar does not apply hedge accounting.</p> <p><i>AASB 2016-6 Amendments to Australian Accounting Standards – Applying AASB 9 Financial Instruments with AASB 4 Insurance Contracts</i></p> <p>AASB 2016-6 permits entities, predominantly engaged in insurance activities, to defer the application of AASB 9 Financial Instruments until 1 January 2023. Ansvar, having met the criteria under AASB 2016-6 has elected to adopt both AASB 9 and AASB 17 Insurance Contracts with effect from 1 January 2023.</p>	1 January 2018	B	1 January 2023

# Ansvar Insurance Limited

## Notes to the Consolidated Financial Statements For the financial year ended 31 December 2022

### 2. Significant accounting policies (continued)

#### (y) New Accounting Standards and Interpretations (continued)

##### Accounting Standards not yet effective (continued)

Standard	Summary	Application date of Standard	Note	Application date for Group
AASB 17	<p><i>Insurance Contracts</i></p> <p>AASB 17 replaces AASB 4 <i>Insurance Contracts</i>, AASB 1023 <i>General Insurance Contracts</i> and AASB 1038 <i>Life Insurance Contracts</i> for for-profit entities. AASB 17 applies to all types of insurance contracts, i.e., life, non-life, direct insurance and reinsurance, regardless of the type of entities that issue them, as well as to certain guarantees and financial instruments with discretionary participation features.</p> <p>The core of AASB 17 is the General (building block) Model supplemented by:</p> <ul style="list-style-type: none"> <li>• A specific adaptation for contracts with direct participation features (Variable Fee Approach).</li> <li>• A simplified approach mainly for short duration contracts (Premium Allocation Approach).</li> </ul> <p>The main features of the new accounting model for insurance contracts are:</p> <ul style="list-style-type: none"> <li>• A measurement of the present value of future cash flows, incorporating an explicit risk adjustment, remeasured every reporting period, i.e., the fulfilment cash flows.</li> <li>• A Contractual Service Margin (CSM) that is equal and opposite to any day one gain in the fulfilment cash flows of a group of contracts, representing the unearned profitability of the insurance contract to be recognised in profit or loss over the service period (i.e., the coverage period).</li> <li>• Certain changes in the expected present value of future cash flows are adjusted against the CSM and thereby recognised in profit or loss over the remaining contract service period.</li> <li>• The effect of changes in discount rates will be reported in either profit or loss or other comprehensive income, determined by an accounting policy choice.</li> </ul> <p><i>Impact on the Group</i></p> <p>AASB 17 requires the application of new measurement models and extensive changes to presentation and disclosure. There is both a 'base' method (the General Measurement Method) and 'simplified' method (the Premium Allocation Approach) (PAA) that general insurers may use for measurement and presentation. The simplified approach may be used under specific circumstances and has many similarities to the approach applied under AASB 1023.</p> <p>The Group will adopt the PAA method where it is eligible to do so including for reinsurance held. This is due to the typically short term coverage periods of the majority of the Group's general insurance contracts and the way that these contracts are managed even when there are occasions of an individual boundary stretching beyond 12 months.</p> <p>AASB 17 has been evolving and the Group continues to develop its policies and processes in consultation with its Appointed Actuary and the Ecclesiastical Insurance Group.</p>	1 January 2023	C	1 January 2023

# Ansvar Insurance Limited

## Notes to the Consolidated Financial Statements For the financial year ended 31 December 2022

### 2. Significant accounting policies (continued)

#### (y) New Accounting Standards and Interpretations (continued)

##### Accounting Standards not yet effective (continued)

Standard	Summary	Application date of Standard	Note	Application date for Group
AASB 17 (continued)	<p><i>Insurance Contracts (continued)</i> <i>Impact on the Group (continued)</i></p> <p>Key areas considered in the initial impact assessment include:</p> <ul style="list-style-type: none"> <li>• Identification of portfolios and groups of contracts with portfolios split between long tail and short tail and groups of contracts based on key customer sectors.</li> <li>• Onerous contracts – some of the Property account groups of contracts have been identified as being onerous upon adoption of AASB 17. The gross loss component is materially reinsured resulting in an expected immaterial net impact on the Group's net assets. Onerous groups of contracts have been identified using the rate adequacy reporting with further work planned throughout 2023.</li> <li>• The measurement and presentation of deferred acquisition costs will change under AASB 17. Two new expense categories, reinsurance and strategic, will be added to Ansvar's existing expense categories – claims handling, acquisition/underwriting and administration. The revised allocation methodology will enable the allocation of cash flows within the contract boundary that relate directly to the fulfilment of the contract and are split between gross contracts and reinsurance contracts with strategic costs excluded.</li> <li>• The presentation and disclosure in the Group's consolidated financial statements will change substantially as a result of adopting AASB 17.</li> </ul> <p>The requirements of AASB 17 are complex and Ansvar's initial impact assessment noted below is subject to change as the implementation progresses and as Ansvar continues to analyse the impacts of the standard and recent amendments. Market developments will also continue to be monitored in order to assess the impact of evolving interpretations and other changes. The financial impact on Ansvar of adopting AASB 17 remains subject to uncertainty at the date of this report.</p> <p><i>Transition</i></p> <p>AASB 17 will be applied retrospectively to all of Ansvar's insurance contracts on transition except to the extent that it is impracticable to do so, in which case either a modified retrospective or fair value approach may be applied. Ansvar will complete an assessment on the expected transition approach in the coming months.</p> <p><i>Implementation</i></p> <p>Ansvar has undertaken an initial impact assessment which has identified the expected key areas of impact. Accounting guidance and application methodologies have been developed and progress continues on the design and implementation of the changes required to the Group's financial reports. Having concluded on the methodology decisions in relation to the areas of judgement described above and the development and testing of actuarial models, the implementation is currently focused on the consideration of the changes required to Ansvar's systems and reporting processes and determining the financial impact on adoption.</p>	1 January 2023	C	1 January 2023

#### Notes:

A. These changes only impact disclosure.

B. These changes do not/are not expected to have a significant financial impact, if any.

C. Details of the impact are still being assessed.

---

# Ansvar Insurance Limited

---

## Notes to the Consolidated Financial Statements For the financial year ended 31 December 2022

### 3. Critical accounting judgements, assumptions and estimates

In the application of Australian Accounting Standards management is required to make judgements, assumptions and estimates about carrying values of assets and liabilities that are not readily apparent from other sources. The assumptions and estimates are based on historical experience and various other factors that are viewed as reasonable under the circumstances, the results of which form the basis of making the judgements. Actual results may differ from these estimates. The assumptions and estimates are reviewed on an ongoing basis. Revisions to accounting estimates are recognised in the financial year in which the estimate is revised.

#### Key sources of estimation uncertainty

Judgements made by management in the application of Australian Accounting Standards that have a significant effect on the financial statements and estimates with a significant risk of material adjustments in the subsequent year are disclosed, where applicable, in the relevant notes to the financial statements.

Significant judgements and estimates are made by the Group to arrive at certain key asset and liability amounts disclosed in the financial statements. These judgements and estimates are continually being evaluated and are based on historical experience, as well as enhancements to actuarial modelling techniques.

The key areas of significant judgements and estimates and the methodologies used to determine key assumptions are set out below.

#### **(a) Uncertainty over estimate of ultimate liability arising from claims made under general insurance contracts**

Provision is made at the financial year end for the estimated cost of claims incurred but not settled at the balance sheet date, including the cost of claims incurred but not reported and the cost of claims incurred but not enough reported to the Group.

The estimation of net claims liabilities is based largely on the assumption that past developments are an appropriate predictor of the future and involves a variety of actuarial techniques that analyse experience, trends and other relevant factors. The process commences with the actuarial projection of the future claim payments and claims handling costs incurred to the balance sheet date. Each class of insurance is examined separately and some or all of the following will be considered for each class in projecting future claim payments:

- (i) Historical trends in the development and incidence of the number of claims reported, number of claims finalised, claim payments and reported incurred costs.
- (ii) Exposure details, including policy counts, sums insured, earned premium and policy limits.
- (iii) Claim frequencies and average claim sizes.
- (iv) The legislative framework, legal and court environments and social and economic factors that may impact upon each class of insurance.
- (v) Historical and likely future trends in standard inflationary pressures relating to commodity prices and wages.
- (vi) Historical and likely future trends of inflationary pressures in addition to price or wage inflation, termed superimposed inflation.
- (vii) Historical and likely future trends of expenses associated with managing claims to finalisation.
- (viii) Reinsurance recoveries available under contracts entered into by Ansvar.
- (ix) Historical and likely future trends of recoveries from sources such as subrogation and third party actions.
- (x) Insurer specific, relevant industry data and more general economic data is utilised in the estimation process.

Projected future claim payments and associated claims handling costs are discounted to a present value as required using appropriate risk free discount rates. A projection of future claims payments, both gross and net of reinsurance and other recoveries is undertaken.

This projection of the net central estimate is typically made without bias toward over or under estimation. As such, the resulting estimate is considered to be a net central estimate of claims liabilities. Where possible and appropriate, multiple actuarial methods will be applied to project future claim payments. This assists in providing a greater understanding of the trends inherent in the past data. The projections obtained from various methods also assist in setting the range of possible outcomes.

# Ansvar Insurance Limited

## Notes to the Consolidated Financial Statements For the financial year ended 31 December 2022

### 3. Critical accounting judgements, assumptions and estimates (continued)

#### (a) Uncertainty over estimate of ultimate liability arising from claims made under general insurance contracts (continued)

The most appropriate method or blend of methods is selected taking into account the characteristics of the class of insurance and the extent of the development of each past policy year.

Large claims impacting each relevant class of insurance are generally assessed separately, being measured on a case by case basis or projected separately in order to allow for the possible distortive effect of the development and incidence of these large claims.

As an estimate of future outcomes, the net central estimate of claims liabilities is subject to uncertainty. This uncertainty may consist of one or more of the following components:

- Modelling – the process of managing and finalising claims is a complex one. Actuarial models represent a simplification of this complex process giving rise to the possibility that the actual future outcomes may depart from the modelled outcome.
- Assumption selection – even with a perfect model, assumptions about future claim payment experience must be drawn from limited past data and are subject to sampling error.
- Evolution of assumptions and future events – some assumptions will be subject to changes over time due to external sources, such as changes to the legislative environment and the economic environment, or internal sources such as claim management practices.
- Random variation – there is a certain amount of residual randomness that drives differences between actual and expected outcomes.

Uncertainty from the above sources is examined for each class of insurance and expressed as a volatility of the net central estimate. The volatility for each class is derived after consideration of stochastic modelling and benchmarking to industry analysis. The long tail Liability classes have the highest volatility as the longer average time to settle provides a greater opportunity for sources of uncertainty to emerge. Short tail classes such as Property and Motor have lower levels of volatility.

As the volatility for each class of insurance is partially correlated with other classes, when combined across the entire Group, the overall volatility will be less than the sum of the individual classes. With an estimate of the overall volatility for general insurance business, a range of risk margins associated with a probability of the total net claims liabilities proving adequate may be produced.

The assumptions with regard to uncertainty for each class of insurance are applied to the gross and net central estimates and the results are aggregated, allowing for diversification, in order to arrive at an overall net claims liability that is intended to have a 75% probability of sufficiency (2021: 75%).

The Group also has insurance policies written in respect of Physical and Sexual Abuse (PSA) claims. These types of claims often have had a very long delay between the incident date and the date reported to the Group and there is limited data available on the underlying exposure which gives rise to the PSA claims liabilities. Given the nature of these claims there may be changes in the environment moving forward which could impact the size and number of IBNR claims relative to current best estimates. The Group has entered into reinsurance arrangements to mitigate the risk of this uncertainty.

#### (b) Assets arising from reinsurance contracts

Assets arising from reinsurance contracts are also calculated using the above method. In addition, the recoverability of these assets is assessed on a periodic basis to ensure that the balance is reflective of the amounts that will ultimately be received, taking into consideration factors such as counterparty and credit risk. Impairment is recognised where there is objective evidence that the Group may not receive amounts due to it and these amounts can be reliably measured. Refer to Note 18 for a breakdown of reinsurance and other recovery assets.

#### (c) Recoverability of future taxation losses

At the balance sheet date Ansvar makes an assessment whether it is probable that it will have taxable profits against which any temporary differences or unused taxation losses can be utilised before the unused taxation losses or unused taxation credits expire. In making this assessment Ansvar considers the expected level of taxable profits in its future business plans against which the taxable losses can be utilised.

# Ansvar Insurance Limited

## Notes to the Consolidated Financial Statements For the financial year ended 31 December 2022

### 4. Actuarial assumptions and methods

#### (a) Assumptions

The following assumptions have been made or are implied in determining the net claims liabilities:

Company and Consolidated	2022		2021	
	Long tail	Short tail	Long tail	Short tail
Inflation rate – non-PSA Liability	3.40%	-	2.50%	-
Inflation rate – PSA class	5.50%	-	5.00%	-
Discount rate	3.88%	3.36%	1.46%	0.00%
Weighted average term to settlement (years)	4.69	1.25	5.21	1.19
Discounted mean term (years)	4.24	0.94	4.99	1.19
Large claim frequency (per annum)	1.00	-	1.00	-
Claim handling expense rate as a % of gross claims liabilities <sup>(i)</sup>	4.50%	4.50%	4.50%	4.50%
Risk margin	19.09%	13.38%	20.48%	13.36%

<sup>(i)</sup> At 31 December 2021 and 2022 the claims handling expense rate was Nil for non-COVID-19 Property Catastrophe gross claims liabilities and 4.50% for all remaining short tail classes.

#### (b) Processes used to determine assumptions

The net claims liabilities are calculated using assumptions including the following:

##### Inflation rate

- Insurance costs are subject to inflationary pressures over time.
- For the Property and Motor classes, claim costs are related to the inflationary pressures of the materials and goods insured as well as labour costs to effect repairs. It is therefore expected that these costs will increase at an appropriate blend between the Consumer Price Index and wage inflation. The Property and Motor classes typically use an actuarial method in which the inflation assumption is implicit and incorporated in historical levels of claims development.
- For the Liability classes, claim costs associated with personal injuries may be linked to the weekly earnings of the claimant. Medical and legal costs are subject to increases in the wages and disbursements of professionals in those fields. Claim costs associated with third party Property Damage will have similar inflationary pressures to other Property claims.
- In addition, personal injury claims can also increase at levels in excess of standard inflationary pressures. This can be due to a number of factors including court awards and precedents and social and environmental pressures. This is often termed superimposed inflation and is particularly relevant for the PSA class.

##### Discount rate

- The net claims liabilities for both the long tail and the short tail classes are discounted at a rate equivalent to that inherent in a portfolio of risk free fixed interest securities with coupon and redemption cash flows exactly matching the projected inflated claim cash flows.

##### Weighted average term to settlement

- The weighted average term to settlement is calculated separately by class of insurance and is based on historic settlement patterns.

##### Claims handling expense allowance

- An estimate of claims liabilities will incorporate an allowance for the future cost of administering the claims. This allowance is determined after analysing claim related expenses incurred by the various classes of insurance.

##### Risk margin

- The overall risk margin is determined allowing for diversification between classes of insurance and the relative uncertainty of the claims liability estimate for each class.
- The assumptions with regard to uncertainty for each class of insurance are applied to the gross and net central estimates and the results are aggregated, allowing for diversification, in order to arrive at an overall net claims liability that is intended to have a 75% probability of sufficiency (2021: 75%).

##### Ultimate claims ratio

- This is the ratio of ultimate net claims incurred to ultimate net premium earned.



# Ansvar Insurance Limited

## Notes to the Consolidated Financial Statements For the financial year ended 31 December 2022

### 4. Actuarial assumptions and methods (continued)

#### (c) Sensitivity analysis

The Group conducts sensitivity analysis to quantify the exposure to the risk of changes in the underlying assumptions used in the annual financial statements.

The sensitivity of the Group's net claims liabilities and profit/(loss) before income taxation to key actuarial valuation assumptions is disclosed in the table below:

Variable	Movement in variable	Company and Consolidated			
		Impact net of recoveries			
		2022		2021	
		Long tail \$'000	Short tail \$'000	Long tail \$'000	Short tail \$'000
Inflation rate – non-PSA Liability/Short Tail	+0.5%	721	67	687	62
	-0.5%	(701)	(67)	(668)	(61)
Inflation rate – PSA class <sup>(i)</sup>	+0.5%	1,939	-	1,970	-
	-0.5%	(1,874)	-	(1,900)	-
Discount rate	+0.5%	(2,902)	(67)	(3,381)	(61)
	-0.5%	3,021	67	3,538	62
Ultimate net claims ratio for the latest policy year [Long tail <sup>(i)</sup> 30% (2021: 41%); Short tail 157% (2021: 96%)]	+10.0%	2,319	1,333	2,655	1,038
	-10.0%	(2,319)	(1,333)	(2,655)	(1,038)
IBNR for prior policy years <sup>(i)</sup>	+10.0%	10,668	(3)	10,070	129
	-10.0%	(10,668)	3	(10,070)	(129)
Claims handling expense rate	+1.0%	1,969	1,190	2,036	824
	-1.0%	(1,969)	(1,190)	(2,036)	(824)
Risk margin <sup>(i)</sup>	+1.0%	1,217	132	1,168	117
	-1.0%	(1,217)	(132)	(1,168)	(117)

<sup>(i)</sup> Before considering PSA and whole of account stop loss reinsurance contracts with Ecclesiastical Insurance Office Plc effective 1 January 2023 which could offset some of this impact.

Should the impact of the PSA reinsurance contract with Ecclesiastical Insurance Office Plc effective 1 January 2023 be considered the sensitivity of the Group's profit/(loss) before income taxation to key actuarial valuation assumptions is disclosed in the table below:

Inflation rate – PSA class <sup>(i)</sup>	+0.5%	616	-	636	-
	-0.5%	(112)	-	(130)	-
Ultimate net claims ratio for the latest policy year [Long tail <sup>(i)</sup> 30% (2021: 41%); Short tail 157% (2021: 96%)]	+10.0%	2,319	1,333	2,655	1,038
	-10.0%	(2,021)	(1,333)	(2,184)	(1,038)
IBNR for prior policy years <sup>(i)</sup>	+10.0%	3,194	(3)	2,809	129
	-10.0%	(2,694)	3	(2,309)	(129)
Risk margin <sup>(i)</sup>	+1.0%	1,103	132	1,079	117
	-1.0%	(603)	(132)	(579)	(117)

<sup>(i)</sup> Before considering whole of account stop loss reinsurance contract with Ecclesiastical Insurance Office Plc effective 1 January 2023 which could offset some of this impact and assuming that the financial impact of the sensitivity analysis is incurred in the financial year ending 31 December 2023.

### 5. Risk management

#### (a) Risk management framework

The Group values risk management as an integral part of its governance framework and decision making processes. The Board accepts ultimate responsibility for:

- Setting the tone from the top for risk management culture.
- Ensuring the effectiveness of the risk management framework and the systems of internal and accounting control.
- Compliance with legislative and regulatory obligations including capital and solvency requirements.

# Ansvar Insurance Limited

## Notes to the Consolidated Financial Statements For the financial year ended 31 December 2022

### 5. Risk management (continued)

#### (a) Risk management framework (continued)

The Group's Risk and Compliance function is led by its Chief Risk Officer who is responsible for the ongoing development of its risk management framework, policies and standards. The application of the risk management framework across the Group provides reasonable assurance that key risks are identified and adequately managed. The framework is regularly reviewed to ensure it remains fit for purpose and effective. The Group outsources its internal audit function to provide independent and objective assessment of its governance, risk management and internal control activities.

The Risk Management Strategy is a core component of the risk management framework and details the strategy for identifying, managing and reporting risks pertaining to the achievement of the Group's strategic and operational objectives. It includes an agreed approach to assessing, mitigating and monitoring material risks. The Risk Management Strategy is formally reviewed and approved by the Board annually and any material changes are submitted to the Australian Prudential Regulation Authority (APRA).

In addition to the Risk Management Strategy, the Group's risk management framework includes the following key documents:

- Risk Management Policy – sets out the Group's commitment to risk management as a driver of effective governance.
- Risk Appetite Statement – defines the parameters the Board has set for acceptable and unacceptable risk taking.
- Reinsurance Management Strategy – details the reinsurance management framework, including the selection, implementation, monitoring, review, control and documentation of reinsurance arrangements.
- Internal Capital Adequacy Assessment Process (ICAAP) Summary Statement – sets out the Group's capital assessment and management processes and monitoring controls.

#### (b) The Group's material risks

As detailed in the Risk Management Strategy, the Group has identified the following areas of material risk to its success. These risks form part of the Group's risk profile and are subject to formal risk assessment and management.

Categories of risk	Areas of material risk exposure at 31 December 2022
<u>Governance</u>	
Business planning	• Delivering a robust Corporate Plan and Budget for protecting and enhancing Ansvar's competitive position and capital strength.
Compliance	• Ensuring competing business priorities are managed in line with deliverables under the Corporate Plan.
Culture	• Complying with regulatory obligations and maintaining a culture of strong leadership in times of change.
Outsourcing	• Engaging and retaining personnel with the capability for achieving Ansvar's strategic goals.
Management services	
<u>Insurance</u>	
Underwriting	• Accurately assessing and underwriting risk exposures.
Pricing and portfolio management	• Maintaining adequate margins and reserves across portfolios of insurance business.
Reinsurance	• Preventing unauthorised claims, payments or leakage.
Claims	• Maintaining affordable and appropriate reinsurance programmes.
Distribution	• Avoiding over reliance on any one distribution partner.
<u>Financial</u>	
Liquidity	• Adequately managing assets, liabilities, exposures and investments.
Market conditions	• Maintaining the integrity of management, prudential and financial reporting.
Credit risk	• Avoiding default by reinsurers, insurance counterparties or investment counterparties.
	• Effectively managing the longer term economic impacts of COVID-19.
<u>Operational</u>	
Core business systems	• Maintaining effective business systems.
Information management	• Maintaining information security and data integrity.
Business continuity	• Protecting against disruption to customer services.
Reputation	• Maintaining service standards and business requirements.

---

# Ansvar Insurance Limited

---

## Notes to the Consolidated Financial Statements For the financial year ended 31 December 2022

### 5. Risk management (continued)

#### (c) Mitigation strategies for material risks

##### (i) Governance risk

Management of the Group's governance risks centres on ensuring strong ethical leadership and a robust business strategy.

The pillars of the Group's approach for mitigating governance risks are as follows:

- The Board approves the annual Corporate Plan and Budget and monitors performance with a comprehensive suite of key performance and risk indicators.
- The Board and shareholder set the tone for ethical leadership and conduct across the business. Management reporting is designed to provide early warning of any weaknesses in risk controls.
- High importance is placed on maintaining and reporting compliance with regulatory obligations. A comprehensive compliance framework is in place, supported by a three lines of defence approach to compliance monitoring.
- Staff leadership, training and engagement programmes are well established and regularly reviewed.

##### (ii) Insurance risk

Effective management of insurance risk across long tail and short tail exposures is fundamental to the Group's success and financial stability.

Key strategies for mitigating insurance risk are underpinned by the following:

- Underwriting, actuarial and analytics capability are established and supported by a suite of operating procedures.
- Approaches to managing and testing underwriting practices are detailed in the Group's corporate policies, quality assurance programme, delegated authorities framework, Reinsurance Management Strategy and ICAAP.
- Claims are managed by a central team of claims specialists and insurance liabilities are regularly assessed and monitored.

##### (iii) Financial risk

There are four overarching areas of financial risk:

- Market risk – a weakened financial position as a result of changes in market conditions, such as equity prices, interest rates and commodity prices.
- Liquidity risk – the Group is unable to liquidate investments to settle its financial obligations when they fall due.
- Credit risk – the Group's liquidity may be impacted by the timeliness of payments received from brokers, reinsurers or other debtors. This may arise from counterparty default risk, spread risk or market concentration risk.
- Currency risk – arises from the change in price of one currency against another when transactions involve foreign currency.

The Group has established policies and procedures for mitigating financial risks:

- Balance Sheet and Market Risk Policy – identifies the main sources of market risk applicable to the Group and details how these are measured, monitored and controlled.
- Credit Risk Policy – details the parties with whom credit will be granted and the controls and processes in place for maximising cash flows and dealing with defaults.
- Investment Policy – describes the risk appetite profile and gives delegated authority to minimise risks.
- Outsourcing Policy – sets out the standards required by all companies to whom the Group outsources any of its material functions.
- ICAAP Summary Statement.

#### **Market risk (incorporating interest rate risk, currency risk and price risk) and liquidity risk**

The Group has identified the following key risk exposures:

- Movements in interest rates and inflation and widening of credit spreads which impact on the values of fixed interest securities.
- Reduced levels of investment income.
- Contraction in market liquidity.
- Adverse changes in the value of foreign currency assets.
- Inadequate processes for valuing assets.

---

# Ansvar Insurance Limited

---

## Notes to the Consolidated Financial Statements For the financial year ended 31 December 2022

### 5. Risk management (continued)

#### (c) Mitigation strategies for material risks (continued)

##### (iii) Financial risk (continued)

###### Market risk (continued)

The Group has determined the nature and extent of the market risks to which it considers acceptable. These limits are documented in Ansvar's Risk Appetite Statement and Investment Policy and are regularly monitored.

The Group's Finance Department performs regular stress testing to determine the impact of interest rate risk, currency risk and price risk on the Group's Consolidated Balance Sheet. The stress testing determines the APRA risk charge and this then forms the capital which APRA considers appropriate to hold in relation to the asset risks to which the Group is exposed.

Stress testing is the key analysis performed by the Group on the appropriateness of the matching of assets and liabilities.

###### Credit risk

Credit risk is the potential for losses from counterparties failing to fulfil their financial obligations to the Group. Credit risk generally arises from investment activities, reinsurance activities and dealings with any intermediaries such as brokers. The Group has a Credit Risk Policy which is approved by the Board and reviewed on a regular basis.

###### Investments

The Group is exposed to credit risk from investments where it holds debt and securities issued by companies and Federal and State Governments. The Group has set limits to specific investments which are described in the Financial and Investment Overarching Policy, Investment Policy and Risk Appetite Statement and are monitored and assessed at regular intervals. Breaches of any investment limits are reported in accordance with policies and procedures.

###### Reinsurers

Reinsurance arrangements are critical in mitigating insurance risk. The Group reinsures a portion of the risks it underwrites to control exposure to losses, stabilise earnings, protect capital resources and ensure efficient control and spread of the underwriting risk. The Group purchases reinsurance based on an evaluation of the reinsurers' financial strength including its credit rating, length and quality of relationship with the Group, pricing, the Group's risk appetite limits and the specific expertise of the reinsurer. On appointment, the Group requests terms and conditions from reinsurers. These terms and conditions address coverage and price and then reinsurers respond with an offer to underwrite a percentage of the programme or layer at a selected price and with certain conditions.

The financial probity of reinsurers is determined with the assistance of the Ecclesiastical Insurance Office Plc Group Reinsurance Security Committee which performs regular analysis of reinsurers' credit ratings and performance against certain criteria.

The Risk Appetite Statement requirements are monitored by the Chief Financial Officer and reported to the Risk and Compliance Committee. Given the importance of the Group's reinsurance programme to provide adequate cover, reinsurer relationships are closely monitored in order to detect any change in attitude, appetite or approach, and mitigate any potentially negative effects.

###### Brokers

The Group engages a credit monitoring agency to provide ongoing monitoring of the credit worthiness of the Group's brokers and other intermediaries. Any changes in credit worthiness advised by the monitoring agency are reviewed to assess whether brokers and other intermediaries continue to represent an acceptable risk.

---

# Ansvar Insurance Limited

---

## Notes to the Consolidated Financial Statements For the financial year ended 31 December 2022

### 5. Risk management (continued)

#### (c) Mitigation strategies for material risks (continued)

##### (iv) Operational risk

Management of the Group's operational risk centres on ensuring robust business systems, data governance and workforce capability are maintained.

Key mitigation strategies include the following:

- The Group's business systems are a combination of technology solutions, work flows and operating procedures. Assessing the design and effectiveness of controls is embedded in the Group's risk management framework and regularly reported to the Board and the Group's shareholder through a suite of key performance and risk indicators.
- The Group has developed a business continuity management framework that includes disaster and pandemic responses, cyber incident management and contingency plans. Business continuity tests are performed periodically with outcomes reported to the Chief Executive Officer and the Risk and Compliance Committee.
- In accordance with the Group's Outsourcing Policy, key controls for mitigating outsourcing risk include thorough due diligence when selecting service providers, agreeing appropriate contractual arrangements, monitoring performance and ensuring robust business continuity arrangements are in place and regularly tested.
- The Financial Crime Policy addresses the risks of both internal and external fraud. It sets out the overarching controls to mitigate fraud and the processes for investigating suspected fraudulent activity.
- High importance is placed on data governance and security. Controls include intrusion protection and detection systems, server patching and testing, Domain Name System filtering, vulnerability testing, data asset management, policies, procedures and staff training.
- The Human Resources Department ensures that management policies, processes and procedures are in place to identify and manage operational risks involving employees, contractors and third parties. The Human Resources Department oversees sourcing, selecting, recruiting, developing and retaining staff with the necessary skills and experience.
- Internal audits are conducted as per the Internal Audit Plan approved by the Audit Committee. This ensures internal controls are evaluated to determine compliance with laws and regulations.

# Ansvar Insurance Limited

## Notes to the Consolidated Financial Statements For the financial year ended 31 December 2022

### 6. Profit/(loss) from operations

	Note	Company and Consolidated	
		2022 \$'000	2021 \$'000
<b>(a) Income</b>			
Gross premium earned		176,145	163,773
Reinsurance and other recoveries	7	106,961	105,710
Interest		5,429	4,359
Fair value movements through income:			
Realised losses		(225)	(1,999)
Unrealised losses		(14,875)	(3,882)
<b>Total investment loss</b>		<b>(9,671)</b>	<b>(1,522)</b>
Reinsurance commission earned		21,055	21,651
Other income		810	1,127
<b>Total income</b>		<b>295,300</b>	<b>290,739</b>
<b>(b) Profit/(loss) before income taxation</b>			
Profit/(loss) before income taxation is stated after charging/(crediting):			
Increase/(decrease) in provision for doubtful debts		36	(71)
Depreciation of furniture, fittings and equipment	14	159	143
Depreciation of right of use assets	15	838	894
Employee entitlements		20,094	17,244

### 7. Net claims incurred

	2022			2021		
	Current year \$'000	Prior years \$'000	Total \$'000	Current year \$'000	Prior years \$'000	Total \$'000
<b>Company and Consolidated</b>						
<b>Gross claims incurred</b>						
Undiscounted	147,052	7,752	154,804	101,846	38,225	140,071
Discount movement	(3,369)	(22,740)	(26,109)	(1,461)	(5,589)	(7,050)
	<b>143,683</b>	<b>(14,988)</b>	<b>128,695</b>	<b>100,385</b>	<b>32,636</b>	<b>133,021</b>
<b>Reinsurance and other recoveries</b>						
Undiscounted	(113,451)	(1,858)	(115,309)	(63,811)	(43,630)	(107,441)
Discount movement	909	7,439	8,348	341	1,390	1,731
	<b>(112,542)</b>	<b>5,581</b>	<b>(106,961)</b>	<b>(63,470)</b>	<b>(42,240)</b>	<b>(105,710)</b>
<b>Net claims incurred</b>	<b>31,141</b>	<b>(9,407)</b>	<b>21,734</b>	<b>36,915</b>	<b>(9,604)</b>	<b>27,311</b>

Current year claims incurred relate to loss events for which insurance coverage is provided during the current financial year. Prior year claims incurred relate to a reassessment of loss events for which insurance coverage was provided during all previous financial years.

# Ansvar Insurance Limited

## Notes to the Consolidated Financial Statements For the financial year ended 31 December 2022

### 8. Key management personnel compensation

Key management personnel are those persons having authority and responsibility for planning, directing and controlling the activities of Ansvar, directly or indirectly, including any Director (whether executive or otherwise) of Ansvar.

The aggregate compensation of Ansvar's key management personnel is set out below.

	Company and Consolidated	
	2022	2021
	\$'000	\$'000
Short term employee benefits	3,435	3,019
Superannuation benefits	269	212
<b>Total</b>	<b>3,704</b>	<b>3,231</b>

### 9. Remuneration of auditors

	2022	2021
	\$	\$
<b>Auditor of the Group</b>		
Audit of financial statements	249,243	213,277
Other services <sup>(i)</sup>	148,579	56,998
Prior year under provision	31,400	38,061
	<b>429,222</b>	<b>308,336</b>

<sup>(i)</sup> Includes engagements required by the Australian Prudential Regulation Authority, the Australian Securities and Investments Commission and the New South Wales Government, and support for the implementation of AASB 17 *Insurance Contracts* in PricewaterhouseCoopers' capacity as external auditor.

### 10. Income taxation

	2022	2021
	\$'000	\$'000
<b>Income taxation expense/(benefit) comprises:</b>		
Deferred taxation expense/(benefit) – current year	588	(5,857)
Deferred taxation benefit – prior years	-	(374)
<b>Total income taxation expense/(benefit)</b>	<b>588</b>	<b>(6,231)</b>
<b>Profit/(loss) before income taxation</b>	<b>1,000</b>	<b>(16,699)</b>
Income taxation expense/(benefit) calculated at 30%	300	(5,010)
Remeasurement of loan to Canterbury Earthquake Church and Heritage Trust	273	(847)
Research and development taxation incentive	-	(374)
Non-deductible expenses	15	-
<b>Total income taxation expense/(benefit)</b>	<b>588</b>	<b>(6,231)</b>

The taxation rate used for the taxation rate reconciliation above is the corporate taxation rate of 30% payable by Ansvar on taxable income under Australian taxation law.

# Ansvar Insurance Limited

## Notes to the Consolidated Financial Statements For the financial year ended 31 December 2022

### 10. Income taxation (continued)

#### Temporary differences

Taxable and deductible temporary differences arise from the following:

	Company and Consolidated					
	2022			2021		
	Opening balance \$'000	(Charged)/ credited to income \$'000	Closing balance \$'000	Opening balance \$'000	Credited/ (charged) to income \$'000	Closing balance \$'000
<b>Gross deferred taxation liabilities</b>						
Income receivable	-	(287)	(287)	(726)	726	-
Net unrealised gains on bonds	(517)	517	-	(1,683)	1,166	(517)
Prepaid expenses	(31)	(6)	(37)	(26)	(5)	(31)
Salary costs capitalised into intangible asset	-	-	-	(81)	81	-
<b>Total</b>	<b>(548)</b>	<b>224</b>	<b>(324)</b>	<b>(2,516)</b>	<b>1,968</b>	<b>(548)</b>
<b>Gross deferred taxation assets</b>						
Provisions	1,023	18	1,041	799	224	1,023
Provision for doubtful debts	49	11	60	70	(21)	49
Claims handling expenses	3,165	257	3,422	2,456	709	3,165
Net unrealised losses on bonds	-	3,945	3,945	-	-	-
Purchased interest	96	-	96	107	(11)	96
Assessable loss	5,100	(4,996)	104	2,344	2,756	5,100
Software-as-a-Service asset	123	(49)	74	1,272	(1,149)	123
Research and development taxation incentive	1,692	-	1,692	-	1,692	1,692
Other	193	2	195	130	63	193
<b>Total</b>	<b>11,441</b>	<b>(812)</b>	<b>10,629</b>	<b>7,178</b>	<b>4,263</b>	<b>11,441</b>
<b>Net deferred taxation asset comprises:</b>						
Deferred taxation liability			(324)			(548)
Deferred taxation asset			10,629			11,441
Deferred taxation asset from a member of MEC Group			98			98
<b>Net deferred taxation asset</b>			<b>10,403</b>			<b>10,991</b>

### 11. Cash and cash equivalents

	Company and Consolidated	
	2022 \$'000	2021 \$'000
Cash at bank	10,045	21,752
Short term deposits	36,094	54,256
<b>Total cash and cash equivalents</b>	<b>46,139</b>	<b>76,008</b>

### 12. Investments

Corporate bonds	91,247	72,228
Government/semi-government bonds	132,019	123,262
Loans	3	-
<b>Total investments</b>	<b>223,269</b>	<b>195,490</b>

All investments are measured at fair value through profit and loss.



# Ansvar Insurance Limited

## Notes to the Consolidated Financial Statements For the financial year ended 31 December 2022

### 13. Trade and other receivables

	Note	Company and Consolidated	
		2022 \$'000	2021 \$'000
Insurance premium receivables		52,119	44,897
Provision for doubtful debts		(200)	(164)
		<b>51,919</b>	<b>44,733</b>
Reinsurance and other recoveries receivable		10,362	8,536
Non-trade receivables		3,179	3,056
Unsecured amount owing by holding company	26	9,539	-
<b>Financial assets</b>	24(c)	<b>74,999</b>	<b>56,325</b>
Prepaid expenses		5,831	5,448
<b>Total trade and other receivables</b>		<b>80,830</b>	<b>61,773</b>
Current		77,957	61,773
Non-current	24(f)	2,873	-
<b>Total trade and other receivables</b>		<b>80,830</b>	<b>61,773</b>

### 14. Furniture, fittings and equipment

	Note	Company and Consolidated		
		Furniture and fittings \$'000	Equipment \$'000	Total \$'000
<b>Cost or valuation</b>				
<b>Balance at 31 December 2020</b>		<b>49</b>	<b>878</b>	<b>927</b>
Additions		7	122	129
<b>Balance at 31 December 2021</b>		<b>56</b>	<b>1,000</b>	<b>1,056</b>
Additions		-	243	243
<b>Balance at 31 December 2022</b>		<b>56</b>	<b>1,243</b>	<b>1,299</b>
<b>Accumulated depreciation</b>				
<b>Balance at 31 December 2020</b>		<b>(25)</b>	<b>(672)</b>	<b>(697)</b>
Depreciation expense	6(b)	(7)	(136)	(143)
<b>Balance at 31 December 2021</b>		<b>(32)</b>	<b>(808)</b>	<b>(840)</b>
Depreciation expense	6(b)	(4)	(155)	(159)
<b>Balance at 31 December 2022</b>		<b>(36)</b>	<b>(963)</b>	<b>(999)</b>
<b>Net book value</b>				
<b>At 31 December 2021</b>		<b>24</b>	<b>192</b>	<b>216</b>
<b>At 31 December 2022</b>		<b>20</b>	<b>280</b>	<b>300</b>

# Ansvar Insurance Limited

## Notes to the Consolidated Financial Statements For the financial year ended 31 December 2022

### 15. Right of use assets and lease liabilities

#### (a) Right of use assets

	Note	Company and Consolidated			Total \$'000
		Copiers \$'000	Motor vehicles \$'000	Properties \$'000	
<b>Cost or valuation</b>					
<b>Balance at 31 December 2020</b>		<b>58</b>	<b>267</b>	<b>3,508</b>	<b>3,833</b>
Disposals		-	(128)	-	(128)
<b>Balance at 31 December 2021</b>		<b>58</b>	<b>139</b>	<b>3,508</b>	<b>3,705</b>
Additions		4	-	322	326
Disposals		-	-	(2,832)	(2,832)
<b>Balance at 31 December 2022</b>		<b>62</b>	<b>139</b>	<b>998</b>	<b>1,199</b>
<b>Accumulated depreciation</b>					
<b>Balance at 31 December 2020</b>		<b>(30)</b>	<b>(130)</b>	<b>(1,651)</b>	<b>(1,811)</b>
Depreciation expense	6(b)	(14)	(65)	(815)	(894)
Disposals		-	98	-	98
<b>Balance at 31 December 2021</b>		<b>(44)</b>	<b>(97)</b>	<b>(2,466)</b>	<b>(2,607)</b>
Depreciation expense	6(b)	(17)	(30)	(791)	(838)
Disposals		-	-	2,832	2,832
<b>Balance at 31 December 2022</b>		<b>(61)</b>	<b>(127)</b>	<b>(425)</b>	<b>(613)</b>
<b>Net book value</b>					
<b>At 31 December 2021</b>		<b>14</b>	<b>42</b>	<b>1,042</b>	<b>1,098</b>
<b>At 31 December 2022</b>		<b>1</b>	<b>12</b>	<b>573</b>	<b>586</b>

#### (b) Lease liabilities are payable as follows:

	Company and Consolidated		
	Future minimum lease payments \$'000	Interest \$'000	Present value of minimum lease payments \$'000
<b>2022</b>			
Current	280	(7)	273
1-5 years	353	(5)	348
<b>Balance at 31 December 2022</b>	<b>633</b>	<b>(12)</b>	<b>621</b>
<b>2021</b>			
Current	832	(7)	825
1-5 years	356	(1)	355
<b>Balance at 31 December 2021</b>	<b>1,188</b>	<b>(8)</b>	<b>1,180</b>

# Ansvar Insurance Limited

## Notes to the Consolidated Financial Statements For the financial year ended 31 December 2022

### 16. Deferred insurance costs

	Company and Consolidated			
	2022		2021	
	Acquisition costs \$'000	Emergency Services Levy \$'000	Acquisition costs \$'000	Emergency Services Levy \$'000
<b>Current</b>				
<b>At beginning of year</b>	17,301	3,630	15,087	4,086
Costs deferred	18,441	3,219	17,301	3,630
Amortisation charged to income	(17,301)	(3,630)	(15,087)	(4,086)
<b>At end of year</b>	<b>18,441</b>	<b>3,219</b>	<b>17,301</b>	<b>3,630</b>

### 17. Net unearned premium liability

	Company and Consolidated					
	2022			2021		
	Gross \$'000	Reinsurance \$'000	Net \$'000	Gross \$'000	Reinsurance \$'000	Net \$'000
<b>Current</b>						
<b>At beginning of year</b>	94,577	(44,073)	50,504	87,119	(41,322)	45,797
Premium written	177,843	(106,232)	71,611	171,231	(123,602)	47,629
Premium (earned)/incurred	(176,145)	106,433	(69,712)	(163,773)	120,851	(42,922)
<b>At end of year</b>	<b>96,275</b>	<b>(43,872)</b>	<b>52,403</b>	<b>94,577</b>	<b>(44,073)</b>	<b>50,504</b>

### 18. Reinsurance and other recovery assets

	Note	Company and Consolidated	
		2022	2021
		\$'000	\$'000
Reinsurance and other recovery assets		156,399	124,912
Discount to present value		(11,334)	(2,985)
<b>Total reinsurance and other recovery assets</b>	22(c)	<b>145,065</b>	<b>121,927</b>
Current		81,223	59,804
Non-current		63,842	62,123
<b>Total reinsurance and other recovery assets</b>		<b>145,065</b>	<b>121,927</b>

Undiscounted reinsurance and other recovery assets include \$16,697K (2021: \$24,546K) pertaining to reinsurance contracts with Ecclesiastical Insurance Office Plc.

### 19. Trade and other payables

Insurance payables		1,391	1,571
Deposits from reinsurers		27,951	25,526
Reinsurance premium payable		13,832	17,886
Sundry creditors and accruals		3,054	2,384
Unsecured amount owing to holding company	26	-	145
<b>Financial liabilities</b>	24(c)	<b>46,228</b>	<b>47,512</b>
Indirect taxation payable		7,228	6,428
<b>Total trade and other payables</b>		<b>53,456</b>	<b>53,940</b>
Current		25,505	28,414
Non-current		27,951	25,526
<b>Total trade and other payables</b>		<b>53,456</b>	<b>53,940</b>

Deposits from reinsurers include \$19,694K (2021: \$22,822K) pertaining to reinsurance contracts with Ecclesiastical Insurance Office Plc.

# Ansvar Insurance Limited

## Notes to the Consolidated Financial Statements For the financial year ended 31 December 2022

### 20. Provisions

	Company and Consolidated			
	Employee benefits	Other employee provisions	Provision for make good	Total
	\$'000	\$'000	\$'000	\$'000
<b>Balance at 31 December 2020</b>	<b>1,983</b>	<b>545</b>	<b>134</b>	<b>2,662</b>
Additional provision recognised	1,260	968	4	2,232
Provision utilised during the year	(939)	(545)	-	(1,484)
<b>Balance at 31 December 2021</b>	<b>2,304</b>	<b>968</b>	<b>138</b>	<b>3,410</b>
Additional provision recognised	593	657	76	1,326
Provision utilised during the year	(247)	(968)	(52)	(1,267)
<b>Balance at 31 December 2022</b>	<b>2,650</b>	<b>657</b>	<b>162</b>	<b>3,469</b>
<b>2022</b>				
Current	1,565	657	26	2,248
Non-current	1,085	-	136	1,221
<b>Total provisions at 31 December 2022</b>	<b>2,650</b>	<b>657</b>	<b>162</b>	<b>3,469</b>
<b>2021</b>				
Current	1,267	968	52	2,287
Non-current	1,037	-	86	1,123
<b>Total provisions at 31 December 2021</b>	<b>2,304</b>	<b>968</b>	<b>138</b>	<b>3,410</b>

### 21. Liability adequacy test

At 31 December 2022 the liability adequacy test on the net unearned premium liability is a surplus of \$12,514K (2021: \$9,072K). The probability of sufficiency adopted in undertaking the liability adequacy test is 75% (2021: 75%). Refer to Note 4 for the process for determining the overall risk margin including the way in which diversification of risks has been allowed for.

### 22. Claims liabilities

	Company and Consolidated	
	2022	2021
	\$'000	\$'000
<b>(a) Gross claims liabilities</b>		
Undiscounted central estimate	302,890	252,813
Discount to present value	(32,580)	(11,148)
Claims handling expenses	9,637	8,790
Risk margin	24,996	25,491
<b>Total gross claims liabilities</b>	<b>304,943</b>	<b>275,946</b>
Current	107,640	87,552
1-5 years	155,739	131,796
Over 5 years	74,144	67,746
Discount to present value	(32,580)	(11,148)
<b>Total gross claims liabilities</b>	<b>304,943</b>	<b>275,946</b>

# Ansvar Insurance Limited

## Notes to the Consolidated Financial Statements For the financial year ended 31 December 2022

### 22. Claims liabilities (continued)

#### (b) Net claims development table

The following table shows the development of net claims liabilities relative to the ultimate expected cost of claims for the 10 most recent policy years.

	Company and Consolidated										
	2013	2014	2015	2016	2017	2018	2019	2020	2021	2022	Total
	\$'000	\$'000	\$'000	\$'000	\$'000	\$'000	\$'000	\$'000	\$'000	\$'000	\$'000
Original estimate of ultimate claims incurred at end of policy year	37,218	17,664	18,068	18,063	22,812	21,917	21,749	29,218	28,942	24,597	
One year later	37,050	16,636	14,841	17,080	19,929	19,915	18,645	28,233	29,076		
Two years later	35,824	14,745	13,568	16,114	18,380	17,308	18,782	30,706			
Three years later	32,441	11,913	9,747	16,148	16,299	18,082	21,478				
Four years later	32,815	9,221	10,277	14,521	18,901	20,710					
Five years later	32,483	8,765	8,682	15,099	19,750						
Six years later	32,816	8,055	10,384	15,055							
Seven years later	32,451	9,203	10,370								
Eight years later	32,551	9,488									
Nine years later	33,157										
<b>Current estimate of ultimate net claims incurred</b>	<b>33,157</b>	<b>9,488</b>	<b>10,370</b>	<b>15,055</b>	<b>19,750</b>	<b>20,710</b>	<b>21,478</b>	<b>30,706</b>	<b>29,076</b>	<b>24,597</b>	
Cumulative payments	(29,560)	(6,256)	(6,978)	(11,345)	(12,363)	(11,850)	(11,466)	(14,917)	(8,227)	(1,429)	
<b>Net claims liabilities – undiscounted</b>	<b>3,597</b>	<b>3,232</b>	<b>3,392</b>	<b>3,710</b>	<b>7,387</b>	<b>8,860</b>	<b>10,012</b>	<b>15,789</b>	<b>20,849</b>	<b>23,168</b>	<b>99,996</b>
2012 and prior years											46,495
<b>Total net claims liabilities – undiscounted</b>											<b>146,491</b>
Discount to present value											(21,246)
Claims handling expenses											9,637
Risk margin											24,996
<b>Net claims liabilities</b>											<b>159,878</b>

#### (c) Reconciliation of movement in discounted claims liabilities

	2022			2021		
	Gross \$'000	Reinsurance and other recoveries \$'000	Net \$'000	Gross \$'000	Reinsurance and other recoveries \$'000	Net \$'000
<b>Company and Consolidated</b>						
<b>At beginning of year</b>	<b>275,946</b>	<b>(121,927)</b>	<b>154,019</b>	<b>216,215</b>	<b>(88,710)</b>	<b>127,505</b>
Movement in claims liabilities for current policy year	140,792	(112,542)	28,250	97,985	(63,343)	34,642
Movement in claims liabilities for prior policy years	(14,988)	5,581	(9,407)	32,636	(42,240)	(9,604)
Claim payments for current policy year	(39,428)	37,986	(1,442)	(17,586)	14,298	(3,288)
Claim payments for prior policy years	(57,379)	45,837	(11,542)	(53,304)	58,068	4,764
<b>At end of year</b>	<b>304,943</b>	<b>(145,065)</b>	<b>159,878</b>	<b>275,946</b>	<b>(121,927)</b>	<b>154,019</b>

# Ansvar Insurance Limited

## Notes to the Consolidated Financial Statements For the financial year ended 31 December 2022

### 23. Share capital

	Note	Company and Consolidated	
		2022 \$'000	2021 \$'000
Issued share capital 46,300,000 ordinary shares each fully paid (2021: 37,300,000)		46,300	37,300

Ordinary shares carry the right to dividends and one vote per share. 9,000,000 ordinary shares of \$1 each were issued to the shareholder during the current financial year (2021: 10,000,000).

### 24. Financial instruments

#### (a) Significant accounting policies

Details of the significant accounting policies and methods adopted, including the criteria for recognition, the basis of measurement and the basis on which income and expenses are recognised, in respect of each class of financial asset, financial liability and equity instrument are disclosed in Note 2.

#### (b) Financial risk management objectives

It is ultimately the responsibility of the Board of Directors to ensure that there is an effective risk management control framework in place. Consistent with regulatory requirements the Board has explicitly allocated the function of overseeing the establishment and maintenance of risk based systems and controls across the Group to the Chief Executive Officer.

As part of the overall governance framework the Group has established a number of Board and management committees to oversee and manage the financial risks facing the Group which are outlined in Note 5.

The Group has assessed the effectiveness of the controls in place to mitigate the risks and implemented appropriate policies for managing these risks. In order to establish the parameters within which risk must be managed, the Group has also developed a Risk Appetite Statement. Both the risk policies and Risk Appetite Statement are subject to annual review to ensure they reflect the changing risk profile of the business.

#### (c) Categories of financial instruments

##### Financial assets

Cash and cash equivalents	11	46,139	76,008
Investments	12	223,269	195,490
Trade and other receivables	13	74,999	56,325

##### Financial liabilities

Trade and other payables	19	(46,228)	(47,512)
--------------------------	----	----------	----------

Financial assets carried at fair value through profit or loss have been designated as such upon initial recognition.

The table below provides an analysis of financial instruments that are measured subsequent to initial recognition at fair value, grouped into Levels 1 to 3 based on the degree to which the fair value is observable:

- Level 1 – fair value is determined by using quoted prices (unadjusted) in active markets for identical assets or liabilities.
- Level 2 – fair value is determined by using inputs other than quoted prices included in Level 1 that are observable for the asset or liability, either directly (i.e., as prices) or indirectly (i.e., derived from prices).
- Level 3 – fair value is determined by using inputs for the asset or liability that are not based on observable market data (i.e., unobservable inputs).

# Ansvar Insurance Limited

## Notes to the Consolidated Financial Statements For the financial year ended 31 December 2022

### 24. Financial instruments (continued)

#### (c) Categories of financial instruments (continued)

	Note	Company and Consolidated			
		Level 1 \$'000	Level 2 \$'000	Level 3 \$'000	Total \$'000
<b>Fair value hierarchy</b>					
<b>2022</b>					
Corporate bonds	12	91,247	-	-	91,247
Government/semi-government bonds	12	132,019	-	-	132,019
Loans	12	-	3	-	3
<b>Total</b>	12	<b>223,266</b>	<b>3</b>	<b>-</b>	<b>223,269</b>
<b>2021</b>					
Corporate bonds	12	72,228	-	-	72,228
Government/semi-government bonds	12	123,262	-	-	123,262
<b>Total</b>	12	<b>195,490</b>	<b>-</b>	<b>-</b>	<b>195,490</b>

During the year there were no transfers between the three levels.

#### (d) Credit risk

Credit risk refers to the risk that a counterparty will default on its contractual obligations resulting in financial loss to the Group. The Group has adopted the policy of only dealing with creditworthy counterparties and obtaining sufficient collateral or other security where appropriate, as a means of mitigating the risk of financial loss from defaults. The policies and procedures in place to mitigate the Group's exposure to credit risk are described in Note 5.

The Group actively monitors the credit ratings of reinsurers to ensure there is no significant exposure that requires immediate attention and action. There have been no issues or defaults with reinsurer payments to date.

The table below discloses the maximum exposure to credit risk for the components of the financial assets. The maximum exposure is shown gross, before the effect of mitigation through the use of master netting or taking account of the value of any collateral or other security obtained.

	Note	Company and Consolidated					
		AAA \$'000	AA+/AA- \$'000	A+/A-BBB+/BBB- \$'000	Not rated \$'000	Total \$'000	
<b>2022</b>							
Cash and cash equivalents	11	-	46,139	-	-	46,139	
Corporate bonds	12	37,653	37,480	14,099	2,015	91,247	
Government/semi-government bonds	12	101,506	30,513	-	-	132,019	
Loans	12	-	-	-	3	3	
Insurance premium receivables	13	-	-	-	52,119	52,119	
Reinsurance and other recoveries receivable	13	-	1,226	9,136	-	10,362	
Non-trade receivables	13	-	-	-	3,179	3,179	
Unsecured amount owing by holding company	13	-	-	9,539	-	9,539	
<b>Total</b>		<b>139,159</b>	<b>115,358</b>	<b>32,774</b>	<b>2,015</b>	<b>55,301</b>	<b>344,607</b>
<b>2021</b>							
Cash and cash equivalents	11	-	66,508	7,000	2,500	-	76,008
Corporate bonds	12	31,298	25,751	13,149	2,030	-	72,228
Government/semi-government bonds	12	91,526	31,736	-	-	-	123,262
Insurance premium receivables	13	-	-	-	-	44,897	44,897
Reinsurance and other recoveries receivable	13	-	5,465	3,071	-	-	8,536
Non-trade receivables	13	-	-	-	-	3,056	3,056
<b>Total</b>		<b>122,824</b>	<b>129,460</b>	<b>23,220</b>	<b>4,530</b>	<b>47,953</b>	<b>327,987</b>

# Ansvar Insurance Limited

## Notes to the Consolidated Financial Statements For the financial year ended 31 December 2022

### 24. Financial instruments (continued)

#### (e) Liquidity risk

Liquidity risk is the risk that the Group will encounter difficulty in meeting its obligations associated with financial instruments. Ultimate responsibility for liquidity risk management rests with the Board of Directors which oversees the liquidity risk management framework for the management of the Group's short, medium and long term funding and liquidity management requirements. The Group manages liquidity risk by maintaining adequate reserves and by continuously monitoring actual and forecast cash flows and matching the maturity profiles of assets and liabilities. As required by APRA *Prudential Standard CPS 220 Risk Management*, the Group has developed and implemented a Risk Management Strategy which is outlined in Note 5.

The Group's trade and other payables are disclosed in Note 19 and are non-interest bearing and normally settled within 12 months.

#### (f) Market risk

Market risk is the risk that the fair value of future cash flows of a financial instrument will fluctuate because of changes in market prices. Market risk comprises three types of risk: market interest rates (interest rate risk), foreign exchange (currency risk) and market prices (price risk). Refer to Note 5 for details of the policies and procedures in place to mitigate the Group's exposure to market risk. There have been no changes to the Group's exposure to market risks or the manner in which it manages and measures the risk during the current financial year.

#### Interest rate risk management

The Group's activities expose it to the financial risk of changes in interest rates. Floating rate instruments expose the Group to cash flow risk, whereas fixed interest rate instruments expose the Group to fair value interest rate risk. The impact of movements in interest rates on the Group's profit or loss is mitigated by the Group's policy of investing in assets backing net insurance liabilities principally in securities that are matched to the duration of the net claims liabilities. Therefore, movements in the fair value measurement of the assets broadly offset the impact of movements in the net claims liabilities from changes in interest rates. The Group's Board monitors the Group's exposure to interest rate risk as outlined in Note 5.

The following table details the Group's expected maturity dates based on the undiscounted contractual maturity dates of the financial assets.

	Company and Consolidated				
	Weighted average interest rate %	Under 1 year \$'000	1-5 years \$'000	Over 5 years \$'000	Total \$'000
<b>2022</b>					
Non-interest bearing					
Loans	N/A	3	-	-	3
Insurance premium receivables	N/A	52,119	-	-	52,119
Reinsurance and other recoveries receivable	N/A	10,362	-	-	10,362
Non-trade receivables	N/A	306	-	2,873	3,179
Unsecured amount owing by holding company	N/A	9,539	-	-	9,539
Variable interest rate					
Cash and cash equivalents	3.15%	46,139	-	-	46,139
Corporate bonds	3.85%	14,289	43,880	-	58,169
Government/semi-government bonds	1.67%	-	31,126	47,357	78,483
Fixed interest rate					
Corporate bonds	3.89%	8,668	24,410	-	33,078
Government/semi-government bonds	3.20%	5,046	39,650	8,840	53,536
<b>Total</b>		<b>146,471</b>	<b>139,066</b>	<b>59,070</b>	<b>344,607</b>



# Ansvar Insurance Limited

## Notes to the Consolidated Financial Statements For the financial year ended 31 December 2022

### 24. Financial instruments (continued)

#### (f) Market risk (continued)

	Weighted average interest rate %	Company and Consolidated			Total \$'000
		Under 1 year \$'000	1-5 years \$'000	Over 5 years \$'000	
<b>2021</b>					
Non-interest bearing					
Insurance premium receivables	N/A	44,897	-	-	44,897
Reinsurance and other recoveries receivable	N/A	8,536	-	-	8,536
Non-trade receivables	N/A	3,056	-	-	3,056
Variable interest rate					
Cash and cash equivalents	0.13%	76,008	-	-	76,008
Corporate bonds	0.92%	8,030	37,612	-	45,642
Government/semi-government bonds	1.31%	-	7,473	73,447	80,920
Fixed interest rate					
Corporate bonds	3.67%	3,781	22,805	-	26,586
Government/semi-government bonds	3.20%	-	36,021	6,321	42,342
<b>Total</b>		<b>144,308</b>	<b>103,911</b>	<b>79,768</b>	<b>327,987</b>

#### Interest rate sensitivity

The sensitivity analysis below has been determined based on the exposure to interest rates at the balance sheet date. The sensitivity analysis assumes that the change takes place at the balance sheet date with investments marked to market as at the same date. A 0.5% (2021: 0.5%) increase or decrease in interest rates in absolute terms is used by the Appointed Actuary in the claims sensitivity analysis in respect of the discount rate in Note 4. The same percentage has been used in this sensitivity analysis to present the impact on interest bearing investments. These movements are attributable to the Group's exposure to interest rates on its variable interest rate investments and the fair value movement on its fixed interest rate investments.

At the balance sheet date if interest rates had been 0.5% (2021: 0.5%) higher in absolute terms and all other variables were held constant, the Group's investments and profit/(loss) before income taxation would decrease and decrease/(increase) respectively by \$3,655K (2021: \$4,403K). This movement would substantially offset the impact on the Group's net claims liabilities due to a 0.5% increase in discount rates in absolute terms as disclosed in Note 4.

#### Foreign currency risk management

Foreign currency risk is the risk that the fair value of future cash flows of a financial instrument will fluctuate because of changes in foreign exchange rates.

There is no material exposure to foreign currency risk. Refer to Note 5 for details on how the Group manages exchange rate exposure. The Group's overall strategy in respect of foreign currency risk management did not change during the current financial year.

#### Price risk

The Group does not hold equity investments and has no exposure to equity price risks arising from equity investments.

### 25. Contingent assets and contingent liabilities

Ansvar has a bank guarantee facility totalling \$1,227,951 (2021: \$622,151) which comprises an undertaking by the bank pursuant to agreements for leased office premises in the event of extinguishing liabilities if necessary. The unused amount of the facility at 31 December 2022 is \$1,227,951 (2021: \$622,151).

# Ansvar Insurance Limited

## Notes to the Consolidated Financial Statements For the financial year ended 31 December 2022

### 26. Related parties

Ansvar's related parties fall into the following categories:

#### Controlled entities

Information relating to the controlled entities is set out in Note 27.

#### Holding companies

The ultimate holding company in the wholly-owned group is Benefact Trust Limited (previously AllChurches Trust Limited), incorporated in the United Kingdom. The immediate holding company of the Group is Ecclesiastical Insurance Office Plc, incorporated in the United Kingdom.

#### Directors

Refer to the Directors' Report for details of Ansvar's Directors during the current financial year.

S. Jacinta Whyte was an executive Director of Ecclesiastical Insurance Office Plc, Ansvar's immediate holding company, and the Deputy Group Chief Executive of Benefact Group Plc, during the current financial year.

Warren Hutcheon was Chief Executive Officer and a Director of ACS (NZ) Limited (ACS), Ansvar's former subsidiary domiciled in New Zealand, during the current financial year.

#### Other transactions with Directors or their related entities

The profit/(loss) before income taxation includes the following items that resulted from transactions with a related entity of a Director:

	Company and Consolidated	
	2022	2021
	\$'000	\$'000
Management services fees credited/(charged) to income – ACS	958	(2,421)
Remeasurement of loan to Canterbury Earthquake Church and Heritage Trust	(910)	2,825

Ansvar provides management services to ACS. The management services agreement provides for a management fee of NZD3,000K (2021: NZD3,000K) which may be payable to Ansvar once ACS has settled all claims against it and provided there are surplus net assets in excess of NZD8,000K (2021: NZD8,000K) in ACS. Management assessed that there would be no surplus net assets in excess of NZD8,000K in ACS at 31 December 2021 due to negotiations being undertaken by ACS to transfer its net claims liabilities to another insurer domiciled in New Zealand and accordingly the management services fee receivable at 31 December 2020 of NZD2,421K was de-recognised during the prior financial year. Given that ACS is no longer proceeding with the portfolio transfer management has updated its assessment of the recoverability of the management services fee receivable from ACS during the current financial year based on an expected payment date of 30 June 2029.

The loan by Ansvar to ACS' parent, Canterbury Earthquake Church and Heritage Trust, was re-recognised during the prior financial year based on legal advice received. The decrease of \$910K in the loan from \$2,825K at 31 December 2021 to \$1,915K at 31 December 2022 was due primarily to the expected repayment date of the loan being extended from 31 December 2022 to 30 June 2029 given that ACS is no longer proceeding with the portfolio transfer of its net claims liabilities to another insurer domiciled in New Zealand.

In the normal course of business, Ansvar incurs certain expenses which are recharged to ACS. There were no other transactions between the entities during the year.

In the normal course of business, insurance policies are provided to certain entities related to the Directors. These insurance policies are provided on an arm's length basis.

#### Wholly-owned group

The wholly-owned group consists of Benefact Trust Limited (previously AllChurches Trust Limited) and its wholly-owned controlled entities, including Ansvar and its controlled entities. Ansvar's ownership interest in its controlled entities is set out in Note 27.

# Ansvar Insurance Limited

## Notes to the Consolidated Financial Statements For the financial year ended 31 December 2022

### 26. Related parties (continued)

Ansvar entered into the following transactions with its holding company:

	Note	Company and Consolidated	
		2022 \$'000	2021 \$'000
<b>Income</b>			
Reinsurance recoveries		14,348	39,625
<b>Expenses</b>			
Interest on collateral		407	41
Reinsurance premium incurred		9,096	26,588
Information Technology expense recharges		112	55
Other expense recharges		8	60
<b>Other items</b>			
Ordinary share capital issued	23	9,000	10,000
Acquisition of share capital of Ansvar Risk Management Services Pty Limited		-	10

The above transactions were entered into on commercial terms and conditions and at market rates.

Aggregate amounts receivable from/(payable to) entities in the wholly-owned group at the balance sheet date were as follows:

#### Current

Unsecured amount owing by/(to) holding company	13,19	9,539	(145)
--	-------	-------	-------

On 1 January 2022 Ansvar entered into a whole of account stop loss reinsurance contract with Ecclesiastical Insurance Office Plc. The stop loss reinsurance cover protects against Ansvar's current year profit before income taxation from falling below \$1,000K, up to a reinsurance limit of \$20,000K, i.e., if Ansvar incurred a loss before income taxation of \$19,000K the reinsurance recovery of \$20,000K would restore the profit before income taxation back to \$1,000K. In return, a profit share of 50% is payable to the reinsurer where Ansvar's current year profit before income taxation is in excess of Ansvar's budgeted profit before income taxation of \$4,669K.

### 27. Controlled entities

EA Insurance Services Pty Limited was incorporated in Australia on 28 February 2013. On this date, Ansvar Insurance Limited purchased 100% of the share capital of 1,000 shares for \$100. In October 2014 EA Insurance Services Pty Limited changed its name to Ansvar Insurance Services Pty Limited. Ansvar Insurance Limited owns 100% of the share capital of Ansvar Insurance Services Pty Limited at 31 December 2022 (2021: 100%). Ansvar Insurance Services Pty Limited did not enter into any transactions during the current financial year (2021: None).

Ansvar Insurance Limited purchased 100% of the share capital of 500,000 shares of Ansvar Risk Management Services Pty Limited shares from Ecclesiastical Insurance Office Plc for \$10,000 on 31 December 2021. Ansvar Risk Management Services Pty Limited became dormant on 31 December 2020.

# Ansvar Insurance Limited

## Notes to the Consolidated Financial Statements For the financial year ended 31 December 2022

### 28. Unaudited APRA capital adequacy

The table below sets out Ansvar's Regulatory Capital, Prescribed Capital Amount and Prescribed Capital Amount Coverage Ratio calculated in accordance with APRA's Prudential Standards.

	Note	Company and Consolidated	
		2022 \$'000	2021 \$'000
Net Assets		102,294	92,882
Less: Regulatory Adjustments		(4,517)	(9,216)
<b>Total Regulatory Capital</b>		<b>97,777</b>	<b>83,666</b>
<b>Prescribed Capital Amount</b>			
Insurance Risk Charge		27,636	27,701
Insurance Concentration Risk Charge		5,331	2,500
Asset Risk Charge		16,594	18,014
Operational Risk Charge		5,335	5,137
Less: Aggregation Benefit		(9,799)	(10,081)
<b>Total Prescribed Capital Amount</b>		<b>45,097</b>	<b>43,271</b>
<b>Prescribed Capital Amount Coverage Ratio</b>		<b>2.17</b>	<b>1.93</b>

### 29. Reconciliation of profit/(loss) after income taxation to net cash inflow from operating activities

<b>Profit/(loss) after income taxation</b>		<b>412</b>	<b>(10,562)</b>
Depreciation of furniture, fittings and equipment	14	159	143
Depreciation of right of use assets	15	838	894
Realised losses on disposal of investments	6(a)	225	1,999
Unrealised losses on investments	6(a)	14,875	3,882
Decrease in current taxation asset		-	2,216
Decrease/(increase) in deferred taxation asset		588	(6,231)
<b>Changes in operating assets and liabilities:</b>			
(Increase)/decrease in trade and other receivables		(19,057)	3,256
Decrease in deferred Emergency Services Levy		411	456
Increase in gross deferred acquisition costs		(1,140)	(2,214)
Increase in reinsurance and other assets		(22,937)	(35,968)
(Decrease)/increase in trade and other payables		(484)	13,116
Increase/(decrease) in ceded deferred acquisition costs		494	(763)
Increase in provisions		59	748
Increase in gross insurance liabilities		30,695	67,189
<b>Net cash inflow from operating activities</b>		<b>5,138</b>	<b>38,161</b>

### 30. Subsequent events

There has not been any matter or circumstance that has occurred between the balance sheet date and the date of this report that has significantly affected, or may significantly affect, the Group's and the Company's operations in future financial years, the results of those operations or the Group's and the Company's state of affairs in future financial years.

*To see more, go online*


[ansvar.com.au](http://ansvar.com.au)


REGISTERED OFFICE

Ansvar Insurance Limited  
Level 5, 1 Southbank Boulevard,  
Southbank, Melbourne, Victoria, 3006

1300 650 540

CONNECT

 [ansvar.com.au](http://ansvar.com.au)

 @AnsvrInsuranceAustralia

